



Club Health Assessment for District 201N1 through May 2025

			Status	Membership							Reports					Finance	LCIF
Club Number	Club Name	Charter Date		Current Member Count	YTD Members Added	YTD Members Dropped	YTD Net Growth	YTD Net Growth%	Member Count 12 Months Ago	Avg. length of service for dropped members	Months Since Last MMR ***	Yrs. Since Last Officer Report	President Rotation	Vice President Reported ****	Months Since Last Activity Report ***	Account Balance	Donations for current Fiscal Year
			Number of times on status quo within last two years	If below 15 members appears				If net loss is greater than 20% appears			If no report in 3 months appears in	When more than one year appears in	Number of repeat terms	Notes the officers that do not have an active	If no report at 12 months appears in red		
Clubs more than two years old																	
22385	ARMIDALE	09/29/1955	Active	15	0	0	0	0.00%	16		2		2	N	SC	8	\$1,000.00
34679	ARMIDALE DUMARESQ	11/29/1977	Active	38	3	3	0	0.00%	38	4	0		2	N	SC	0	
Exc Award (06/30/2021)																	
54981	ARMIDALE DUVAL	10/21/1993	Active	12	0	0	0	0.00%	12		2		2	R	SC	0	\$628.05
22386	ASHFORD	02/18/1970	Active	6	3	6	-3	-33.33%	9	6	1		4		P,M,VP,SC	18	
104943	AUSTRALIAN LIONSONOZ	03/11/2009	Active	32	2	3	-1	-3.03%	31	12	1			N	SC	3	\$1,001.02
Exc Award (06/30/2021, 06/30/2022, 06/30/2023)																	
133404	Australian Online & Travellers	01/03/2018	Active	22	3	0	3	15.79%	20		4		3	N		0	\$50.00
31369	BARRABA	11/20/1975	Active	14	1	2	-1	-6.67%	15	13	2		2		VP,SC	2	
22387	BELLINGEN	08/25/1954	Active	15	3	5	-2	-11.76%	18	20	1		2	IP	T,SC	0	
Exc Award (06/30/2023)																	
35813	BINGARA	06/23/1978	Active	16	0	0	0	0.00%	16		1				T,VP,SC	24+	
22390	BOGGABRI	04/25/1972	Active	27	7	0	7	35.00%	20		0		4		M,VP,SC	18	
54575	BONVILLE SAWTELL	06/09/1993	Active	19	0	2	-2	-9.52%	21	17	0		2		VP,SC	2	\$664.32
29591	BOWRAVILLE	06/27/1974	Cancelled(6*)	0	0	0	0	0.00%	7		11	1	None		P,S,T,M,VP,SC	17	
45170	BUNDARRA	06/14/1985	Active	19	2	0	2	11.76%	17		1		2		T,M,VP,SC	24+	
141815	Clarence - Environment	06/29/2020	Active	23	1	7	-6	-20.69%	29	4	1			R	M,SC	0	
22395	COFFS HARBOUR	04/27/1953	Active	19	2	0	2	11.76%	17		4		2	R	SC	0	
Exc Award (06/30/2023)																	
30933	COFFS HARBOUR PACIFIC CITY	06/13/1975	Active	11	0	0	0	0.00%	11		2		4	R	SC	3	
41554	COLLARENEBRI	06/22/1982	Active	9	0	1	-1	-10.00%	10	7	2			N	M,VP	6	\$169.55
22397	DORRIGO PLATEAU	05/02/1968	Active	11	0	1	-1	-8.33%	12	6	1		2	N	P,M,VP	1	
22398	FORSTER TUNCURRY	04/05/1961	Active	34	4	5	-1	-2.86%	35	17	0		2	R	S,SC	0	\$639.63
Exc Award (06/30/2018, 06/30/2022)																	
22399	GLEN INNES	10/23/1953	Active	28	5	5	0	0.00%	28	4	2				M,VP,SC	13	



Club Health Assessment for District 201N1 through May 2025

			Status	Membership							Reports					Finance		LCIF		
Club Number	Club Name	Charter Date		Current Member Count	YTD Members Added	YTD Members Dropped	YTD Net Growth	YTD Net Growth%	Member Count 12 Months Ago	Avg. length of service for dropped members	Months Since Last MMR ***	Yrs. Since Last Officer Report	President Rotation	Vice President Reported ****	Months Since Last Activity Report ***	Account Balance	Donations for current Fiscal Year			
			Number of times on status quo within last two years	If below 15 members appears					If net loss is greater than 20% appears					If no report in 3 months appears in	When more than one year appears in	Number of repeat terms	Notes the officers that do not have an active	If no report at 12 months appears in red		
Exc Award (06/30/2023)																				
143629	Glen Innes Highlands Lioness	11/19/2020	Status Quo(1)	14	2	2	0	0.00%	15	4	6			VP,SC	0	90+ Days				
22402	GRAFTON	09/24/1953	Active	12	1	0	1	9.09%	11		2		6	T,VP,SC	2					
22403	GUNNEDAH	09/23/1958	Active	19	6	5	1	5.56%	18	11	0			VP	0	90+ Days				
22404	GUYRA	12/08/1970	Active	10	1	2	-1	-9.09%	11	17	0			S,M,VP,SC	4	90+ Days				
50461	HALLIDAYS POINT	04/19/1990	Active	33	9	1	8	32.00%	26	2	0			VP,SC	17					
Exc Award (06/30/2017)																				
32630	HARRINGTON	07/06/1976	Active	29	5	5	0	0.00%	29	5	2			N	1		\$950.19			
Exc Award (06/30/2017, 06/30/2020, 06/30/2023)																				
22407	INVERELL	10/19/1953	Active	19	4	3	1	5.56%	18	7	1			T,VP,SC	1	90+ Days	\$326.58			
36497	INVERELL MACINTYRE	01/18/1979	Active	38	7	6	1	2.70%	38	4	2			N	3		\$628.05			
Exc Award (06/30/2018)																				
22409	KEMPSEY	12/12/1957	Active	7	0	3	-3	-30.00%	10	8	1		2	T,M,VP,SC	0					
59460	KOOTINGAL	05/05/1997	Active	27	3	2	1	3.85%	26	5	0		2	R	0		\$1,356.43			
Exc Award (06/30/2024)																				
108094	LAKE CATHIE BONNY HILLS	04/13/2010	Active	8	0	0	0	0.00%	8		13			M,VP,SC	24+					
35226	MACKSVILLE	03/29/1978	Active	13	3	0	3	30.00%	10		2		2	R	0		\$651.97			
45006	MACLEAN	05/02/1985	Active	21	7	0	7	50.00%	13		0			T,VP,SC	0					
31053	MANILLA	06/30/1975	Active	10	0	0	0	0.00%	10		1		None	P,S,T,M,VP SC	5		\$332.16			
36243	MANNING RIVER L C	11/22/1978	Active	34	3	1	2	6.25%	33	5	2			VP	1		\$690.04			
Exc Award (06/30/2018, 06/30/2023)																				
22414	MOREE	11/11/1954	Active	18	0	4	-4	-18.18%	22	23	1			N	SC	0				
22415	MURRURUNDI	07/10/1962	Active	13	0	0	0	0.00%	11		2		2	R	SC	0				
22417	NAMBUCCA HEADS	12/07/1967	Active	36	5	2	3	9.09%	32	26	2		4	R	0	90+ Days				
22418	NARRABRI	12/12/1963	Active	22	0	1	-1	-4.35%	23	5	1		5	N	M,SC	1				
37525	NUNDLE DISTRICT L C	09/05/1979	Active	9	0	2	-2	-18.18%	11	24	3		4		VP,SC	7				
Exc Award (06/30/2018)																				



Club Health Assessment for District 201N1 through May 2025

			Status	Membership							Reports					Finance		LCIF
Club Number	Club Name	Charter Date		Current Member Count	YTD Members Added	YTD Members Dropped	YTD Net Growth	YTD Net Growth%	Member Count 12 Months Ago	Avg. length of service for dropped members	Months Since Last MMR ***	Yrs. Since Last Officer Report	President Rotation	Vice President Reported ****	Months Since Last Activity Report ***	Account Balance	Donations for current Fiscal Year	
			Number of times on status quo within last two years	If below 15 members appears				If net loss is greater than 20% appears			If no report in 3 months appears in	When more than one year appears in	Number of repeat terms	Notes the officers that do not have an active	If no report at 12 months appears in red			
32385	OLD BAR	06/15/1976	Active	10	4	7	-3	-23.08%	14	2	1			T,VP,SC	10	90+ Days		
117294	ORARA VALLEY	06/21/2012	Active	19	3	1	2	11.76%	17	12	2		2	R SC	0			
22422	PORT MACQUARIE	06/17/1959	Active	28	0	1	-1	-3.45%	29	2	7			VP,SC	1			
59960	PORT MACQUARIE TACKING POINT	09/15/1997	Active	34	5	7	-2	-5.56%	38	14	0		N	SC	0			
36402	PREMER & DISTRICT L C	12/29/1978	Active	12	0	2	-2	-14.29%	14	1	2		3	P,T,M,VP,SC	11			
22424	QUIRINDI	11/16/1967	Active	16	0	6	-6	-27.27%	23	4	0		2	T,VP,SC	3		\$255.85	
Exc Award (06/30/2017)																		
41555	SOUTH TAMWORTH	06/02/1982	Active	17	0	0	0	0.00%	18		11			R SC	3			
22432	TAMWORTH	08/18/1956	Active	38	2	2	0	0.00%	38	6	1			N SC	1		\$3,321.60	
143762	Tamworth City	12/04/2020	Active	30	0	2	-2	-6.25%	32	2	0		None	P,S,T,M,VP SC	12			
Exc Award (06/30/2023)																		
29593	TAMWORTH PEEL VALLEY	06/27/1974	Active	21	2	6	-4	-16.00%	26	15	0		2	N M,SC	0		\$332.60	
Exc Award (06/30/2017, 06/30/2018)																		
22433	TAREE	09/22/1954	Active	51	3	11	-8	-13.56%	62	6	0		2	VP,SC	19			
119440	URALLA	05/31/2013	Status Quo(1)	5	0	6	-6	-54.55%	11	10	1		2	R M,SC	15	90+ Days		
121845	Urunga	04/28/2014	Active	16	2	3	-1	-5.88%	17	8	1			R M,SC	0			
Exc Award (06/30/2017, 06/30/2020)																		
37374	VALLA	06/20/1979	Active	9	0	0	0	0.00%	9		1		3	M,VP,SC	0		\$718.42	
Exc Award (06/30/2017)																		
22442	WALCHA	10/14/1957	Active	13	0	2	-2	-13.33%	15	4	0			VP,SC	9			
125689	Warialda	08/25/2015	Active	10	3	0	3	42.86%	7		1		2	N	3	90+ Days		
22445	WAUCHOPE	02/19/1968	Active	16	0	1	-1	-5.88%	17	1	2		None	P,S,T,M,VP SC	2		\$664.32	
35227	WEE WAA	03/06/1978	Active	20	1	1	0	0.00%	20	7	2		None	P,S,T,M,VP SC	17	90+ Days		
34468	WERRIS CREEK	09/07/1977	Active	27	12	1	11	68.75%	16	0	2		4	VP,SC	2			
45007	WILLOW TREE	05/02/1985	Active	8	0	0	0	0.00%	8		1		9	S,M,VP,SC	24+			
32830	WOOLGOOLGA	10/11/1976	Active	20	1	0	1	5.26%	19		2			M,VP,SC	2			



Club Health Assessment for District 201N1 through May 2025

			Status	Membership							Reports					Finance	LCIF
Club Number	Club Name	Charter Date		Current Member Count	YTD Members Added	YTD Members Dropped	YTD Net Growth	YTD Net Growth%	Member Count 12 Months Ago	Avg. length of service for dropped members	Months Since Last MMR ***	Yrs. Since Last Officer Report	President Rotation	Vice President Reported ****	Months Since Last Activity Report ***	Account Balance	Donations for current Fiscal Year
			Number of times on status quo within last two years	If below 15 members appears			If net loss is greater than 20% appears				If no report in 3 months appears in	When more than one year appears in	Number of repeat terms		Notes the officers that do not have an active	If no report at 12 months appears in red	
Exc Award (06/30/2020)																	
29152	YAMBA	04/03/1974	Active	12	0	0	0	0.00%	12		1		3	M,VP,SC	15		

Clubs Cancelled Previous Fiscal Year – Clubs Cancelled within last 12 months may be reinstated

Club Number	Club Name	Charter Date	Current Status*	Cancellation Date
31579	CRESCENT HEAD	01/23/1976	Cancelled(6*)	09/29/2023
45171	LAURIETON INC	06/20/1985	Cancelled(6*)	07/29/2023
29592	SOUTH WEST ROCKS	06/07/1974	Cancelled(6*)	09/29/2023

Current Total Clubs Count	YTD New Clubs Count	YTD Cancelled Clubs Count	YTD Net Club Gain	Current Total Members Count	YTD Add	YTD Drop	YTD Net Growth	YTD Net Growth %	Member Count 12 Months Ago	Average Member Count Per Club	% of Clubs with less than 20 members	% No MMR in 3 Months	% No Officer Report in 12 Months	% of Clubs with balance 90+ days	Number of Clubs in Status Quo	% Status Quo Clubs in Financial Suspension	Number of Cancelled Clubs	Average Cancelled Club Age	Members Lost Due to Cancellation	% of Clubs Cancelled for Non-Financial Reasons
61	0	1	-1	1,194	130	138	-8	-0.67%	1,219	20	61%	11%	0%	15%	2	100%	1	185	0	100%

* - P - Priority Club. Cancellation Reasons: 1-Objectives/conduct, 2-Non-active club, 5-Non-existing club, 6-Disbanding, 7-Merger, 8-Financial Suspension, 9-District/Multiple District Dues.

** - Abbreviation: P-President, S-Secretary, T-Treasurer, M-Member Chairperson, VP-First Vice President, MC-Communications Chairperson, SC-Service Chairperson

*** - Abbreviation: N/R - Never reported using the Lions Clubs website, N/A - Not applicable, No password registered for the Lions Clubs website.

**** - Abbreviation: N - New, IP - Immediate Past, R - Repeat.



Club Health Assessment for District 201N2 through May 2025

Club Number	Club Name	Charter Date	Status	Membership							Reports					Finance	LCIF
				Current Member Count	YTD Members Added	YTD Members Dropped	YTD Net Growth	YTD Net Growth%	Member Count 12 Months Ago	Avg. length of service for dropped members	Months Since Last MMR ***	Yrs. Since Last Officer Report	President Rotation	Vice President Reported ****	Months Since Last Activity Report ***	Account Balance	Donations for current Fiscal Year
			Number of times on status quo within last two years	If below 15 members appears				If net loss is greater than 20% appears			If no report in 3 months appears	When more than one year appears in	Number of repeat terms	Notes the officers that do not have an active	If no report at 12 months red		
Clubs less than two years old																	
180392	Shellharbour Community	01/14/2025	Active	23	25	2	23	100.00%	0	0	0			M,VP,SC	0		
Clubs more than two years old																	
22277	AUSTINMER/THIRROUL	05/28/1959	Active	26	0	2	-2	-7.14%	28	30	2		6	N	0		\$1,312.77
22280	BATEMAN'S BAY	05/12/1971	Active	23	1	4	-3	-11.54%	26	16	1			VP,SC	1		\$1,256.10
	Exc Award (06/30/2021)																
22455	BEGA	11/28/1960	Active	15	0	0	0	0.00%	15		3		2	R	8		
22454	BEMBOKA	01/27/1966	Active	16	7	3	4	33.33%	15	21	0			P,M,VP,SC	24+		
44079	BERMAGUI & DISTRICT	06/28/1984	Active(1)	1	0	8	-8	-88.89%	9	13	0		3	T,M,VP,SC	15		
	Exc Award (06/30/2016)																
29391	BERRIDALE	05/29/1974	Active	15	3	5	-2	-11.76%	17	5	0			N	24+		
22282	BOMADERRY NOWRA INC	05/12/1971	Active	32	0	1	-1	-3.03%	32	15	2		2	R	0		
	Exc Award (06/30/2024)																
22457	BOMBALA	06/04/1970	Active	18	0	2	-2	-10.00%	20	9	5			R	11		\$99.78
	Exc Award (06/30/2024)																
60856	BOWNING & DISTRICTS	06/04/1998	Active	8	0	0	0	0.00%	8		13		4	R	13		
22285	BOWRAL	05/10/1961	Active	7	0	0	0	0.00%	7		13		2		3		\$2,512.49
22458	BRAIDWOOD	07/27/1965	Active	22	0	0	0	0.00%	22		13			R	14		
	Exc Award (06/30/2024)																
51007	BUNDANOON	10/18/1990	Active	15	1	0	1	7.14%	14		3			N	1		\$313.19
146621	Bungendore & District	06/08/2021	Active	17	3	3	0	0.00%	17	3	0		2	N	0		\$639.63
22288	CABRAMATTA CABRA-VALE	09/23/1969	Active	7	0	8	-8	-53.33%	15	4	1			VP,SC	12		
22289	CAMDEN	05/16/1961	Active	13	0	0	0	0.00%	13		14		11	R	1		
140592	Camden Lioness	01/02/2020	Active	21	3	1	2	10.53%	19	2	0		3	R	0		\$476.40
45425	CAMPBELLTOWN CITY	10/08/1985	Active	18	0	0	0	0.00%	18		11		2	N	9		\$639.63
22461	CANBERRA BELCONNEN	11/30/1970	Active	42	3	1	2	5.00%	41	0	1			N	0		\$2,037.21
	Exc Award (06/30/2017, 06/30/2023)																



Club Health Assessment for District 201N2 through May 2025

			Status	Membership							Reports					Finance		LCIF
Club Number	Club Name	Charter Date		Current Member Count	YTD Members Added	YTD Members Dropped	YTD Net Growth	YTD Net Growth%	Member Count 12 Months Ago	Avg. length of service for dropped members	Months Since Last MMR ***	Yrs. Since Last Officer Report	President Rotation	Vice President Reported ****	Months Since Last Activity Report ***	Account Balance	Donations for current Fiscal Year	
			Number of times on status quo within last two years	If below 15 members appears				If net loss is greater than 20% appears			If no report in 3 months appears in	When more than one year appears in	Number of repeat terms	Notes the officers that do not have an active	If no report at 12 months appears in red			
52733	CANBERRA BRINDABELLA	03/18/1992	Active	20	0	1	-1	-4.76%	21	36	0			R	6		\$952.82	
Exc Award (06/30/2017, 06/30/2018, 06/30/2020)																		
22460	CANBERRA CITY A.C.T.	06/12/1958	Active	21	3	2	1	5.00%	22	3	0			N	S	2	\$3,874.49	
Exc Award (06/30/2018)																		
33808	CANBERRA KAMBAH	04/29/1977	Active	33	2	2	0	0.00%	36	5	1		2	R		0	\$1,930.96	
Exc Award (06/30/2017, 06/30/2018, 06/30/2020)																		
55924	CANBERRA LAKE TUGGERANONG	06/29/1994	Active	23	6	8	-2	-8.00%	25	5	0			N	SC	0		
Exc Award (06/30/2018, 06/30/2023, 06/30/2020)																		
22462	CANBERRA VALLEY	11/28/1962	Active	26	2	1	1	4.00%	25	0	0			N		0	\$1,193.55	
Exc Award (06/30/2024)																		
22471	COOMA	09/24/1959	Active	42	0	3	-3	-6.67%	48	2	7			N	S,SC	7	\$1,356.42	
22295	CORRIMAL	04/10/1963	Active	16	1	2	-1	-5.88%	16	6	1		5		VP,SC	0	\$1,245.46	
Exc Award (06/30/2024)																		
32968	CROOKWELL	11/18/1976	Active	12	6	6	0	0.00%	12	8	2		2	N	P,M,SC	6		
Exc Award (06/30/2016, 06/30/2021)																		
22294	DAPTO	11/21/1962	Active	12	2	0	2	20.00%	10		2				VP	0	\$62.80	
22298	FIGTREE	04/21/1965	Active	41	1	0	1	2.50%	40		3			N		0	\$1,452.65	
Exc Award (06/30/2020, 06/30/2021, 06/30/2020)																		
55435	GERRINGONG	03/21/1994	Active	41	11	12	-1	-2.38%	39	11	2			R		0	\$665.21	
Exc Award (06/30/2016, 06/30/2018)																		
30936	GOULBURN CITY	06/13/1975	Active	22	1	5	-4	-15.38%	26	25	0				VP,SC	10	\$134.41	
Exc Award (06/30/2019, 06/30/2020, 06/30/2020)																		
67571	GUNGAHLIN	03/25/2003	Active	21	0	4	-4	-16.00%	24	16	1		None	N	P,SC	0		
Exc Award (06/30/2017, 06/30/2018)																		
22481	GUNNING	03/25/1963	P- Active	9	5	2	3	50.00%	6	9	0		None		P,S,T,M,VP SC	0		
Exc Award (06/30/2018, 06/30/2021)																		
37375	HELENSBURGH L C	06/28/1979	Active	14	2	1	1	7.69%	13	1	2		7	R	P,M	1		
64566	HOLROYD CITY	06/19/2001	Active	14	0	1	-1	-6.67%	14	23	0		2	R		0		



Club Health Assessment for District 201N2 through May 2025

			Status	Membership							Reports					Finance	LCIF
Club Number	Club Name	Charter Date		Current Member Count	YTD Members Added	YTD Members Dropped	YTD Net Growth	YTD Net Growth%	Member Count 12 Months Ago	Avg. length of service for dropped members	Months Since Last MMR ***	Yrs. Since Last Officer Report	President Rotation	Vice President Reported ****	Months Since Last Activity Report ***	Account Balance	Donations for current Fiscal Year
			Number of times on status quo within last two years	If below 15 members appears				If net loss is greater than 20% appears			If no report in 3 months appears in	When more than one year appears in	Number of repeat terms	Notes the officers that do not have an active	If no report at 12 months appears in red		
Exc Award (06/30/2023)																	
22302	INGLEBURN	10/23/1962	Active	26	6	8	-2	-7.14%	29	2	0			N	SC	0	
Exc Award (06/30/2021, 06/30/2024)																	
35819	JERVIS BAY	06/07/1978	Active	14	0	7	-7	-33.33%	21	13	0		3		VP	7	\$665.21
22485	JINDABYNE	12/05/1966	Active	25	3	3	0	0.00%	25	3	3		2		S,VP,SC	1	
Exc Award (06/30/2024)																	
49974	KANGAROO VALLEY	11/20/1989	Active	19	1	0	1	5.56%	18		0		3	R	SC	14	
22303	KIAMA	03/12/1970	Active	52	6	9	-3	-5.45%	55	17	0			N	SC	0	\$1,296.97
22310	LIVERPOOL	11/27/1957	Cancelled(8*)	0	0	7	-7	-100.00%	7	19	0		None		P,S,T,M,VP SC SC	24+	90+ Days
39908	MACARTHUR	05/04/1981	Active	18	0	1	-1	-5.26%	19	1	2		2	R	SC	0	
39731	MARULAN	04/08/1981	Active	10	0	0	0	0.00%	10		14		5	N	T	14	90+ Days
Exc Award (06/30/2021)																	
62422	MINNAMURRA	10/14/1999	Active	36	2	0	2	5.88%	34		2			R	SC	1	\$939.56
22314	MORUYA	08/30/1973	Active	11	3	4	-1	-8.33%	10	17	3		5		T,M,VP,SC	11	
22315	MOSS VALE	11/11/1963	Active	18	5	0	5	38.46%	13		2				M,VP,SC	8	
Exc Award (06/30/2016)																	
48906	MURRUMBATEMAN	09/23/1988	Active	19	5	1	4	26.67%	16	0	3		3	N		0	90+ Days
Exc Award (06/30/2021, 06/30/2023)																	
62790	NARELLAN	02/17/2000	Active	9	2	1	1	12.50%	8	6	2				VP	0	
Exc Award (06/30/2024)																	
32829	NAROOMA & DISTRICT	10/05/1976	Cancelled(6*)	0	0	0	0	0.00%	7		7		None		P,S,T,M,VP SC	11	
Exc Award (06/30/2016, 06/30/2018, 06/30/2020)																	
22492	NIMMITABEL	05/04/1970	Active	10	0	0	0	0.00%	10		35				M,VP,SC	24+	
29660	OAK FLATS	07/15/1974	Active	20	1	0	1	5.26%	18		2			IP	SC	0	\$1,917.96
Exc Award (06/30/2021)																	
22496	PAMBULA-MERIMBULA	08/17/1965	Active	42	5	7	-2	-4.55%	45	1	1			N		2	\$1,341.69
Exc Award (06/30/2016, 06/30/2018, 06/30/2020)																	
22498	QUEANBEYAN	05/29/1957	Active	33	4	1	3	10.00%	32	3	2			N		8	\$648.49



Club Health Assessment for District 201N2 through May 2025

			Status		Membership							Reports					Finance		LCIF	
Club Number	Club Name	Charter Date			Current Member Count	YTD Members Added	YTD Members Dropped	YTD Net Growth	YTD Net Growth%	Member Count 12 Months Ago	Avg. length of service for dropped members	Months Since Last MMR ***	Yrs. Since Last Officer Report	President Rotation	Vice President Reported ****	Months Since Last Activity Report ***	Account Balance	Donations for current Fiscal Year		
			Number of times on status quo within last two years		If below 15 members appears				If net loss is greater than 20% appears			If no report in 3 months appears in	When more than one year appears in	Number of repeat terms		Notes the officers that do not have appears in an active	If no report at 12 months red			
124155	Shellharbour	02/10/2015	Cancelled(6*)		0	0	0	0	0.00%	4		11	1	None		P,S,T,M,VP SC	18	90+ Days		
126608	Shoalhaven Heads	01/28/2016	Active		13	0	2	-2	-13.33%	15	3	3		2		M,VP,SC	2			
128064	South West Sydney	06/23/2016	Active		12	0	0	0	0.00%	12		11		2		M,VP,SC	24+			
30895	SUSSEX INLET & DISTRICT	06/10/1975	Active		18	1	1	0	0.00%	18	16	2		7	R	VP,SC	0			
64757	SYDNEY BASEBALL	10/29/2001	Active		8	0	1	-1	-11.11%	9	51	6		11		M,VP,SC	24+			
22330	TAHMOOR	08/31/1972	Active		14	2	3	-1	-6.67%	15	8	0			N	M,SC	0			
Exc Award (06/30/2024)																				
22499	TATHRA	01/03/1974	Active		42	1	2	-1	-2.33%	42	9	9		2	N	M,SC	2			
22331	ULLADULLA MILTON	03/26/1963	Active		55	10	19	-9	-14.06%	64	7	0				P,VP	1			
Exc Award (06/30/2016, 06/30/2018)																				
52993	WAKELEY FAIRFIELD	04/29/1992	Cancelled(6*)		0	0	0	0	0.00%	6		8	1	None		P,S,T,M,VP SC	17			
121579	Wattle Grove	04/18/2014	Active		17	2	2	0	0.00%	17	9	2			N	P,SC	13			
Exc Award (06/30/2018)																				
22335	WOLLONGONG	03/13/1957	Active		23	7	1	6	35.29%	17	7	0		2	N	SC	0	90+ Days	\$1,266.00	
Exc Award (06/30/2018)																				
22337	WOONONA	02/16/1970	Active		10	1	6	-5	-33.33%	17	12	0			N	SC	2			
22508	YASS	09/03/1959	Active		19	0	0	0	0.00%	19		14		5	R		0		\$611.99	
Current Total Clubs Count	YTD New Clubs Count	YTD Cancelled Clubs Count	YTD Net Club Gain	Current Total Members Count	YTD Add	YTD Drop	YTD Net Growth	YTD Net Growth %	Member Count 12 Months Ago	Average Member Count Per Club	% of Clubs with less than 20 members	% No MMR in 3 Months	% No Officer Report in 12 Months	% of Clubs with balance 90+ days	Number of Clubs in Status Quo	% Status Quo Clubs in Financial Suspension	Number of Cancelled Clubs	Average Cancelled Club Age	Members Lost Due to Cancellation	% of Clubs Cancelled for Non-Financial Reasons
62	1	4	-3	1,299	155	176	-21	-1.59%	1,345	21	56%	32%	0%	6%	0	0%	4	39	7	75%

* - P - Priority Club. Cancellation Reasons: 1-Objectives/conduct, 2-Non-active club, 5-Non-existing club, 6-Disbanding, 7-Merger, 8-Financial Suspension, 9-District/Multiple District Dues.

** - Abbreviation: P-President, S-Secretary, T-Treasurer, M-Member Chairperson, VP-First Vice President, MC-Communications Chairperson, SC-Service Chairperson

*** - Abbreviation: N/R - Never reported using the Lions Clubs website, N/A - Not applicable, No password registered for the Lions Clubs website.

**** - Abbreviation: N - New, IP - Immediate Past, R - Repeat.



Club Health Assessment for District 201N3 through May 2025

			Status	Membership							Reports					Finance	LCIF
Club Number	Club Name	Charter Date		Current Member Count	YTD Members Added	YTD Members Dropped	YTD Net Growth	YTD Net Growth%	Member Count 12 Months Ago	Avg. length of service for dropped members	Months Since Last MMR ***	Yrs. Since Last Officer Report	President Rotation	Vice President Reported ****	Months Since Last Activity Report ***	Account Balance	Donations for current Fiscal Year
			Number of times on status quo within last two years	If below 15 members appears				If net loss is greater than 20% appears			If no report in 3 months appears in	When more than one year appears in	Number of repeat terms	Notes the officers that do not have an active	If no report at 12 months appears in red		
Clubs more than two years old																	
22383	ABERDEEN AND SCONE	07/14/1971	Active	16	0	0	0	0.00%	16		10		3	N	SC	12	
22384	ADAMSTOWN	03/30/1962	Active	25	1	3	-2	-7.41%	27	9	1				VP,SC	1	\$585.53
Exc Award (06/30/2016)																	
122643	Belmont & District	06/30/2014	Active	8	1	3	-2	-20.00%	10	1	8				M,VP,SC	2	
22391	BRANXTON	02/11/1957	Active	16	1	3	-2	-11.11%	18	22	0		2	N		9	\$482.26
108516	BULAHDELAH	05/28/2010	Active	15	1	0	1	7.14%	14		2		6	R	SC	9	
22393	CESSNOCK	04/21/1953	Active	24	1	1	0	0.00%	24	14	4			N	SC	0	\$744.05
105285	CESSNOCK WINE COUNTRY	04/24/2009	Active	9	2	1	1	12.50%	9	0	3		2	R	SC	0	\$331.22
22394	CHARLESTOWN	05/11/1960	Active	24	3	0	3	14.29%	20		0			R		4	\$1,256.10
43525	CHARMHAVEN	02/28/1984	Active	20	2	1	1	5.26%	22	52	0			N		2	\$2,774.29
50905	CHITTAWAY BAY	08/13/1990	Active	11	1	0	1	10.00%	10		9		2		M,VP,SC	2	\$844.51
57078	CLARENCE TOWN	06/19/1995	Active	11	0	2	-2	-15.38%	13	2	0		2		VP	8	
22469	COOLAH	03/05/1963	Active	16	5	3	2	14.29%	20	19	0		None	R	P,M,SC	0	
52401	DENMAN	01/14/1992	Active	18	2	2	0	0.00%	18	2	2		7	R	S,T,M,SC	0	\$1,035.06
22475	DUNEDOO	11/22/1960	Active	18	2	1	1	5.88%	17	28	2		None		P,M,VP	2	
Exc Award (06/30/2018, 06/30/2023)																	
29861	EAST MAITLAND	10/07/1974	Active	22	0	1	-1	-4.35%	23	50	2		2	N		11	\$6,757.09
61075	ELEEBANA	08/11/1998	Active	8	0	1	-1	-11.11%	9	26	0		10		T,M,VP,SC	7	
43166	ELERMORE VALE	11/09/1983	Active	23	1	1	0	0.00%	23	22	0			IP	SC	15	
22400	GLOUCESTER	05/01/1969	Active	10	0	2	-2	-16.67%	13	28	2		5	R	M	2	\$156.59
59596	GOROKAN-KANWAL	05/23/1997	Active	11	2	2	0	0.00%	11	8	0		None	R	P	7	\$939.57
22401	GOSFORD CITY EAST	09/09/1957	Active	24	2	2	0	0.00%	25	31	0				VP,SC	14	\$324.24
	GOSFORD INC																
41748	GREEN POINT AVOCA	07/01/1982	Active	16	0	1	-1	-5.88%	17	3	0			N	SC	16	\$1,036.95
40258	GWANDALAN	07/17/1981	Active	28	3	5	-2	-6.67%	32	1	1		2	N	M	0	\$3,450.18




Club Health Assessment for District 201N3 through May 2025

			Status	Membership							Reports					Finance	LCIF
Club Number	Club Name	Charter Date		Current Member Count	YTD Members Added	YTD Members Dropped	YTD Net Growth	YTD Net Growth%	Member Count 12 Months Ago	Avg. length of service for dropped members	Months Since Last MMR ***	Yrs. Since Last Officer Report	President Rotation	Vice President Reported ****	Months Since Last Activity Report ***	Account Balance	Donations for current Fiscal Year
			Number of times on status quo within last two years	If below 15 members appears	If net loss is greater than 20% appears					If no report in 3 months appears in	When more than one year appears in	Number of repeat terms	Notes the officers that do not have an active	If no report at 12 months appears in red			
144896	Gwandalan Lioness	01/26/2021	Active	29	2	3	-1	-3.33%	32	1	1		2	VP,SC	1		\$311.37
	Exc Award (06/30/2023)																
22412	HUNTER BUSINESS	02/03/1960	Active	9	0	0	0	0.00%	8		2		2	M,VP,SC	2		\$336.98
22421	HUNTER-WALLSEND	12/04/1967	Active	6	0	1	-1	-14.29%	7	6	3		15	VP,SC	0		
22408	JESMOND	10/29/1963	Active	27	4	2	2	8.00%	25	7	4		2	R	0		\$1,275.90
36920	KILLARNEY BATEAU L C	04/12/1979	Active	17	2	4	-2	-10.53%	19	25	0		2	R	0		
22410	KURRI KURRI	09/13/1957	Active	6	1	1	0	0.00%	6	2	0		4	VP,SC	3		
22411	MAITLAND	10/22/1953	Active	36	3	2	1	2.86%	32	3	0			N	P	1	
60003	MAYFIELD-WARATAH B & V IMP L C	10/01/1997	Active	13	0	0	0	0.00%	13		12			M,VP,SC	24+		\$979.07
	Exc Award (06/30/2018)																
42446	MEDOWIE	03/28/1983	Active	29	4	4	0	0.00%	29	8	0		2	N	0		
37642	MORISSET	10/31/1979	Active	27	2	0	2	8.00%	26		0			VP,SC	0		\$103.51
	Exc Award (06/30/2023)																
22489	MUDGE	04/13/1961	Active	35	5	8	-3	-7.89%	39	5	2		2	R	M,VP,SC	0	\$622.73
22416	MUSWELLBROOK	10/07/1956	Active	6	1	0	1	20.00%	7		2		2	M,VP,SC	17		
22419	NEWCASTLE	11/25/1954	Active	12	0	1	-1	-7.69%	14	9	1		4	R	SC	5	
22425	RAYMOND TERRACE	09/05/1956	Active	27	3	4	-1	-3.57%	29	15	0		2	N	0		
22428	SINGLETON	09/04/1956	Active	23	0	1	-1	-4.17%	24	7	0		2	N	6		\$289.27
143332	Singleton Lioness	11/13/2020	Active	21	0	3	-3	-12.50%	24	3	0		6	R	SC	0	\$653.17
35815	SOLDIERS POINT	06/14/1978	Active	22	18	2	16	266.67%	7	5	0			M,VP,SC	1		\$363.29
22430	STROUD	11/03/1955	Active	7	1	4	-3	-30.00%	10	8	0		None	P,M,VP,SC	3		
22431	SWANSEA	07/11/1973	Active	13	1	0	1	8.33%	12		7		11	T,M,VP,SC	1		
22434	TEA GARDENS	04/10/1968	Active	37	2	4	-2	-5.13%	39	6	3			N	S,T	0	\$653.17
22435	TERRIGAL-WAMBERAL	09/14/1960	Active	30	7	3	4	15.38%	26	17	1		2	R	5		\$169.55
22436	THE ENTRANCE	10/03/1956	Active	27	2	2	0	0.00%	27	18	5			VP	0		\$1,963.36



Club Health Assessment for District 201N3 through May 2025

			Status	Membership							Reports					Finance		LCIF
Club Number	Club Name	Charter Date		Current Member Count	YTD Members Added	YTD Members Dropped	YTD Net Growth	YTD Net Growth%	Member Count 12 Months Ago	Avg. length of service for dropped members	Months Since Last MMR ***	Yrs. Since Last Officer Report	President Rotation	Vice President Reported ****	Months Since Last Activity Report ***	Account Balance	Donations for current Fiscal Year	
			Number of times on status quo within last two years	If below 15 members appears				If net loss is greater than 20% appears			If no report in 3 months appears in	When more than one year appears in	Number of repeat terms	Notes the officers that do not have appears in an active	If no report at 12 months red			
43781	TILLIGERRY PENINSULA LEMON T P	04/20/1984	Active	26	1	1	0	0.00%	27	2	0			T,M,VP,SC	15			
22437	TORONTO	03/18/1958	Active	18	0	2	-2	-10.00%	20	13	2			N	2			
22438	TOUKLEY	04/13/1967	Active	22	1	3	-2	-8.33%	24	13	0		2	N	4			
22441	VALENTINE	12/26/1973	Active	49	12	5	7	16.67%	43	10	0			M,VP,SC	1		\$879.27	
Exc Award (06/30/2022, 06/30/2023)																		
30977	WANGI	06/20/1975	Active	10	3	0	3	42.86%	7		3		2	VP,SC	24+			
22444	WARNERS BAY	04/28/1966	Active	10	4	6	-2	-16.67%	11	10	2			M,VP,SC	0		\$169.55	
137839	West Maitland Centennial	04/04/2019	Active	21	0	0	0	0.00%	21		2			VP,SC	15		\$320.95	
35619	WOY WOY PENINSULA L C	05/03/1978	Active	21	10	3	7	50.00%	18	6	2			N	11			
130682	Wyoming-East Gosford Centennial	05/16/2017	Active	31	3	9	-6	-16.22%	34	5	0		2	R	4		\$867.48	
22449	WYONG	10/22/1969	Active	19	4	0	4	26.67%	15		1			N	1		\$1,249.11	
Exc Award (06/30/2021)																		

Clubs Cancelled Previous Fiscal Year – Clubs Cancelled within last 12 months may be reinstated

Club Number	Club Name	Charter Date	Current Status*	Cancellation Date
145932	Northlakes Central Coast	05/20/2021	Cancelled(6*)	06/29/2024

Current Total Clubs Count	YTD New Clubs Count	YTD Cancelled Clubs Count	YTD Net Club Gain	Current Total Members Count	YTD YTD Add Drop	YTD YTD Add Drop	YTD Net Growth	YTD Net Growth %	Member Count 12 Months Ago	Average Member Count Per Club	% of Clubs with less than 20 members	% No MMR in 3 Months	% No Officer Report in 12 Months	% of Clubs with balance 90+ days	Number of Clubs in Status Quo	% Status Quo Clubs in Financial Suspension	Number of Cancelled Clubs	Average Cancelled Club Age	Members Lost Due to Cancellation	% of Clubs Cancelled for Non-Financial Reasons
54	0	0	0	1,059	126	113	13	1.24%	1,066	20	50%	22%	0%	0%	0	0%	0	0	0	0%

* - P - Priority Club. Cancellation Reasons: 1-Objectives/conduct, 2-Non-active club, 5-Non-existing club, 6-Disbanding, 7-Merger, 8-Financial Suspension, 9-District/Multiple District Dues.

** - Abbreviation: P-President, S-Secretary, T-Treasurer, M-Member Chairperson, VP-First Vice President, MC-Communications Chairperson, SC-Service Chairperson

*** - Abbreviation: N/R - Never reported using the Lions Clubs website, N/A - Not applicable, No password registered for the Lions Clubs website.

**** - Abbreviation: N - New, IP - Immediate Past, R - Repeat.



Club Health Assessment for District 201N4 through May 2025

			Status	Membership							Reports					Finance	LCIF
Club Number	Club Name	Charter Date		Current Member Count	YTD Members Added	YTD Members Dropped	YTD Net Growth	YTD Net Growth%	Member Count 12 Months Ago	Avg. length of service for dropped members	Months Since Last MMR ***	Yrs. Since Last Officer Report	President Rotation	Vice President Reported ****	Months Since Last Activity Report ***	Account Balance	Donations for current Fiscal Year
			Number of times on status quo within last two years	If below 15 members appears						If net loss is greater than 20% appears	If no report in 3 months appears in	When more than one year appears in	Number of repeat terms	Notes the officers that do not have an active	If no report at 12 months red		
Clubs less than two years old																	
154169	Calare Veterans and First Responders	06/02/2023	Active	11	1	5	-4	-26.67%	21	1	2		2	N T	5		
Clubs more than two years old																	
40163	ARDLETHAN	06/30/1981	Active	8	2	2	0	0.00%	7	6	2		6	P,S,VP	24+		
22453	BATHURST	04/08/1960	Active	45	4	7	-3	-6.25%	49	9	1			R P,SC	0		
Exc Award (06/30/2020)																	
28063	BINNAWAY	02/18/1974	Active	14	5	2	3	27.27%	11	27	0		6	R T,VP,SC	4		
62163	BOOROWA	06/23/1999	Active	13	0	0	0	0.00%	13		2		2	R SC	0		
22466	CANOWINDRA	06/27/1966	Active	17	1	1	0	0.00%	17	2	0			N P,M,VP,SC	0		
22468	COLEAMBALLY	07/12/1972	Active	30	2	1	1	3.45%	29	0	1			VP,SC	15		
29392	CONDOBOLIN NSW	05/29/1974	Active	7	1	0	1	16.67%	8		2		5	M,VP	24+		
36743	COOLAMON	03/08/1979	Active	19	0	1	-1	-5.00%	20	4	3			N P	16		
22470	COONAMBLE	05/02/1963	Active	12	2	1	1	9.09%	11	41	1		7	P,T,M,VP,SC	24+		
22472	COOTAMUNDRA	10/30/1962	Active	25	2	1	1	4.17%	25	17	0			N	2	90+ Days	
22473	COWRA	10/12/1961	Active	16	0	2	-2	-11.11%	18	32	2		None	R P,SC	0		
45378	CUDAL CARGO	09/23/1985	Active	18	0	0	0	0.00%	18		2			VP,SC	22		
22474	DUBBO N S W	02/15/1957	Active	14	0	3	-3	-17.65%	17	13	3		2	R M	6		
101423	FORBES AND DISTRICT	03/14/2008	Active	14	0	0	0	0.00%	13		2		2	R SC	0		\$339.11
40905	GEURIE	02/16/1982	Active	13	1	2	-1	-7.14%	14	7	2			M,VP	2		
34680	GILGANDRA	11/09/1977	Active	20	3	0	3	17.65%	17		6		None	P,VP,SC	1		\$299.34
35816	GRENFELL	06/07/1978	Active	13	1	1	0	0.00%	13	2	4			P,VP,SC	7		
22479	GRIFFITH	03/27/1963	Active	38	2	7	-5	-11.63%	46	17	2		2	N SC	0		\$1,416.22
47527	GULARGAMBONE	06/22/1987	Active	16	0	1	-1	-5.88%	22	7	3		3	VP	24+		
22480	GUNDAGAI	04/24/1973	Active	12	1	1	0	0.00%	12	33	6		3	P,T,M,VP,SC	1		
22483	HILLSTON	03/25/1965	Active	11	0	0	0	0.00%	11		4		4	N VP,SC	0		



Club Health Assessment for District 201N4 through May 2025

			Status	Membership							Reports					Finance	LCIF
Club Number	Club Name	Charter Date		Current Member Count	YTD Members Added	YTD Members Dropped	YTD Net Growth	YTD Net Growth%	Member Count 12 Months Ago	Avg. length of service for dropped members	Months Since Last MMR ***	Yrs. Since Last Officer Report	President Rotation	Vice President Reported ****	Months Since Last Activity Report ***	Account Balance	Donations for current Fiscal Year
			Number of times on status quo within last two years	If below 15 members appears				If net loss is greater than 20% appears			If no report in 3 months appears in	When more than one year appears in	Number of repeat terms	Notes the officers that do not have an active	If no report at 12 months appears in red		
Exc Award (06/30/2018)																	
29417	JUNEE	05/31/1974	Active	18	1	3	-2	-10.00%	21	3	0			VP,SC	9		\$310.80
22486	LEETON	05/01/1967	Active	21	2	1	1	5.00%	24	4	2		2	N	M,SC	1	
Exc Award (06/30/2017, 06/30/2018)																	
22584	LITHGOW	02/13/1961	Active	18	0	5	-5	-21.74%	23	10	2			VP,SC	1		
22487	MANILDRA	06/23/1972	Active	14	1	0	1	7.69%	13		2		None	P,M,VP,SC	0		
31870	MOUNT PANORAMA	03/15/1976	Active	30	2	1	1	3.45%	29	22	0		2	R	SC	0	\$3,414.46
22490	NARRANDERA	08/21/1963	Active	14	1	4	-3	-17.65%	17	8	1			R	M,SC	24+	
22491	NARROMINE	06/05/1953	Active	20	1	0	1	5.26%	19		1			VP,SC	8		\$665.21
22493	NYNGAN	09/30/1955	Cancelled(6*)	0	0	0	0	0.00%	5		11		None	P,S,T,M,VP SC	24+		
22495	ORANGE	09/25/1958	Active	19	1	3	-2	-9.52%	21	7	1			M,VP,SC	1		
33741	ORANGE CANOBOLAS	04/14/1977	Active	22	1	1	0	0.00%	22	48	1		2	R	SC	0	\$328.59
Exc Award (06/30/2024)																	
22500	TEMORA	10/20/1960	Active	29	3	1	2	7.41%	28	5	1		3	VP,SC	24+		
37177	TOORAWEEAH	05/24/1979	Active	17	1	3	-2	-10.53%	19	7	1			VP,SC	24+		
33742	TOTTENHAM	04/14/1977	Active	15	0	3	-3	-16.67%	18	13	5		3	M,VP,SC	24+		
110314	TRANGIE	02/08/2011	Active	9	0	0	0	0.00%	12		11		3	N	M,SC	24+	
33574	TUMBARUMBA	03/22/1977	Active	13	2	2	0	0.00%	13	10	0			VP,SC	24+		\$62.64
22502	TUMUT	07/16/1970	Active	7	0	2	-2	-22.22%	9	8	2		5	VP,SC	1		\$665.21
22504	WAGGA WAGGA SOUTH WAGGA	10/16/1969	Active	36	4	4	0	0.00%	36	9	0			VP,SC	2		\$626.37
40165	WARREN	06/30/1981	Active	13	4	1	3	30.00%	11	2	0		8	N	M,VP,SC	24+	
22506	WELLINGTON	11/28/1957	Active	16	7	0	7	77.78%	11		0		2	M,VP,SC	1		
22507	WEST WYALONG	03/27/1963	Active	32	1	5	-4	-11.11%	37	11	1			VP,SC	24+		\$1,262.36
Exc Award (06/30/2018)																	
46252	WINMALEE	05/30/1986	Active	15	2	1	1	7.14%	14	20	3		12	R	M	2	
33452	YANCO	03/15/1977	Cancelled(6*)	0	0	0	0	0.00%	11		11	1	None	P,S,T,M,VP SC	24+		



Club Health Assessment for District 201N4 through May 2025

			Status		Membership							Reports					Finance		LCIF	
Club Number	Club Name	Charter Date			Current Member Count	YTD Members Added	YTD Members Dropped	YTD Net Growth	YTD Net Growth%	Member Count 12 Months Ago	Avg. length of service for dropped members	Months Since Last MMR ***	Yrs. Since Last Officer Report	President Rotation	Vice President Reported ****	Months Since Last Activity Report ***	Account Balance	Donations for current Fiscal Year		
			Number of times on status quo within last two years		If below 15 members appears				If net loss is greater than 20% appears			If no report in 3 months appears in	When more than one year appears in	Number of repeat terms	Notes the officers that do not have an active	If no report at 12 months appears in red				
22509	YOUNG	06/12/1959	Active		29	7	4	3	11.54%	26	19	2			R	SC	0		\$623.99	
Exc Award (06/30/2023, 06/30/2024)																				
Current Total Clubs Count	YTD New Clubs Count	YTD Cancelled Clubs Count	YTD Net Club Gain	Current Total Members Count	YTD Add	YTD Drop	YTD Net Growth	YTD Net Growth %	Member Count 12 Months Ago	Average Member Count Per Club	% of Clubs with less than 20 members	% No MMR in 3 Months	% No Officer Report in 12 Months	% of Clubs with balance 90+ days	Number of Clubs in Status Quo	% Status Quo Clubs in Financial Suspension	Number of Cancelled Clubs	Average Cancelled Club Age	Members Lost Due to Cancellation	% of Clubs Cancelled for Non-Financial Reasons
43	0	2	-2	793	69	82	-13	-1.61%	851	18	70%	23%	0%	2%	0	0%	2	58	0	100%

* - P - Priority Club. Cancellation Reasons: 1-Objectives/conduct, 2-Non-active club, 5-Non-existing club, 6-Disbanding, 7-Merger, 8-Financial Suspension, 9-District/Multiple District Dues.

** - Abbreviation: P-President, S-Secretary, T-Treasurer, M-Member Chairperson, VP-First Vice President, MC-Communications Chairperson, SC-Service Chairperson

*** - Abbreviation: N/R - Never reported using the Lions Clubs website, N/A - Not applicable, No password registered for the Lions Clubs website.

**** - Abbreviation: N - New, IP - Immediate Past, R - Repeat.




Club Health Assessment for District 201N5 through May 2025

			Status	Membership							Reports					Finance	LCIF	
Club Number	Club Name	Charter Date		Current Member Count	YTD Members Added	YTD Members Dropped	YTD Net Growth	YTD Net Growth%	Member Count 12 Months Ago	Avg. length of service for dropped members	Months Since Last MMR ***	Yrs. Since Last Officer Report	President Rotation	Vice President Reported ****	Months Since Last Activity Report ***	Account Balance	Donations for current Fiscal Year	
			Number of times on status quo within last two years	If below 15 members appears					If net loss is greater than 20% appears			If no report in 3 months appears in	When more than one year appears in	Number of repeat terms	Notes the officers that do not have an active	If no report at 12 months appears in red		
Clubs less than two years old																		
180335	Box Hill Gables	01/16/2025	Active	29	29	0	29	100.00%	0		2			N	3	90+ Days		
157939	Sydney Building	04/11/2024	Active	22	2	8	-6	-21.43%	28	1	1		2	VP,SC	4			
156026	Sydney Compassion	09/27/2023	Active	27	0	0	0	0.00%	28		10		2	VP,SC	6			
156022	Sydney Sunny	09/27/2023	Active	29	10	3	7	31.82%	22	10	1		2	S,VP,SC	7			
Clubs more than two years old																		
22599	BALGOWLAH Exc Award (06/30/2019, 06/30/2021)	12/15/1961	Active	12	2	3	-1	-7.69%	13	32	2			VP,SC	0			
22561	BAULKHAM HILLS Exc Award (06/30/2023)	01/19/1961	Active	12	0	1	-1	-7.69%	16	4	4			N SC	2			
22563	BEROWRA Exc Award (06/30/2018, 06/30/2020)	12/26/1972	Active	19	0	1	-1	-5.00%	20	9	7			VP,SC	8		\$1,035.06	
22564	BLACKTOWN CITY Exc Award (06/30/2017, 06/30/2020, 06/30/2021)	09/22/1960	Active	28	3	2	1	3.70%	29	5	2			R	0			
127158	Blacktown Ponds Exc Award (06/30/2018, 06/30/2019, 06/30/2020)	03/30/2016	Active	90	19	53	-34	-27.42%	117	3	0		2	R	0		\$8,107.13	
22283	BONDI	07/19/1956	Active	15	0	3	-3	-16.67%	18	22	2		6	R	2		\$13,304.14	
56119	BURWOOD AND STRATHFIELD Exc Award (06/30/2022, 06/30/2024)	09/28/1994	Active	14	1	4	-3	-17.65%	16	2	0		2	VP	5			
37444	CAMBRIDGE PARK Exc Award (06/30/2021, 06/30/2022)	07/24/1979	Active	13	0	2	-2	-13.33%	15	2	2		2	N	0		\$31.08	
22278	CANTERBURY-BANKSTOWN	03/28/1956	Active	17	2	10	-8	-32.00%	24	1	2		2	N SC	3			
22567	CARLINGFORD DUNDAS Exc Award (06/30/2017)	08/27/1963	Active	25	1	4	-3	-10.71%	28	26	2		2	VP	1		\$626.37	
22566	CASTLE HILL Exc Award (06/30/2023)	04/05/1971	Active	29	3	4	-1	-3.33%	32	28	2			VP,SC	0		\$621.60	
111475	CHATSWOOD EXECUTIVE BUSINESS	06/23/2011	Active	24	4	2	2	9.09%	22	4	2			VP,SC	7			



Club Health Assessment for District 201N5 through May 2025

			Status	Membership							Reports					Finance	LCIF
Club Number	Club Name	Charter Date		Current Member Count	YTD Members Added	YTD Members Dropped	YTD Net Growth	YTD Net Growth%	Member Count 12 Months Ago	Avg. length of service for dropped members	Months Since Last MMR ***	Yrs. Since Last Officer Report	President Rotation	Vice President Reported ****	Months Since Last Activity Report ***	Account Balance	Donations for current Fiscal Year
			Number of times on status quo within last two years	If below 15 members appears				If net loss is greater than 20% appears			If no report in 3 months appears in	When more than one year appears in	Number of repeat terms	Notes the officers that do not have an active	If no report at 12 months appears in red		
Exc Award (06/30/2022)																	
22605	CITY OF RYDE	09/12/1956	Active	5	5	7	-2	-28.57%	8	9	0		2	T,VP	1		
Exc Award (06/30/2018, 06/30/2020)																	
87829	COOGEE	04/19/2005	Active	26	5	1	4	18.18%	22	0	1		4	R	6		\$124.55
55829	CRESTWOOD	06/14/1994	Active	10	1	1	0	0.00%	12	8	5		None	P,VP,SC	7		
Exc Award (06/30/2016, 06/30/2017, 06/30/2020)																	
22293	CRONULLA	12/13/1965	Active	15	0	1	-1	-6.25%	16	3	7			VP	0		
48358	EMU PLAINS	03/31/1988	Active	14	2	4	-2	-12.50%	16	11	0		3	R	SC	0	
Exc Award (06/30/2017, 06/30/2018, 06/30/2020)																	
22574	EPPING EASTWOOD	11/13/1957	Active	25	0	0	0	0.00%	25		8		2	N	0		\$65.32
Exc Award (06/30/2021, 06/30/2024)																	
22576	FRENCHS FOREST	05/22/1961	Active	19	2	2	0	0.00%	21	24	2			R	SC	0	\$769.36
22300	GREENACRE	04/16/1962	Active	6	1	8	-7	-53.85%	12	2	2		3		S,VP,SC	9	90+ Days \$65.32
22578	HORNSBY	07/01/1958	Active	15	0	0	0	0.00%	18		2		3	N	SC	1	
Exc Award (06/30/2019, 06/30/2020, 06/30/2020)																	
37445	KELLYVILLE	07/24/1979	Active	39	4	1	3	8.33%	36	0	1		4	N	0		\$1,380.07
Exc Award (06/30/2021, 06/30/2022)																	
39073	KINGS LANGLEY INC	11/25/1980	Active	24	6	9	-3	-11.11%	28	4	1		2	R	M,SC	0	\$1,302.75
Exc Award (06/30/2017, 06/30/2018, 06/30/2020)																	
22306	KOGARAH	10/20/1953	Active	18	5	4	1	5.88%	18	15	0		5		VP	7	
22582	KU-RING-GAI	01/12/1954	Active	18	0	0	0	0.00%	19		1			N	SC	10	\$62.16
29312	LUGARNO NSW	05/15/1974	Active	49	2	4	-2	-3.92%	51	16	0			N	1		\$1,882.84
Exc Award (06/30/2017, 06/30/2019, 06/30/2020)																	
22586	MANLY	12/14/1955	Active	43	7	4	3	7.50%	39	3	3		2		VP	0	\$8,475.82
Exc Award (06/30/2016, 06/30/2017, 06/30/2020)																	
22311	MAROUBRA	09/23/1963	Active	23	7	1	6	35.29%	17	0	1		2	N	SC	0	\$665.21
Exc Award (06/30/2021, 06/30/2022, 06/30/2020)																	
22588	MT DRUITT	01/09/1973	Active	11	0	0	0	0.00%	11		2			M,VP,SC	24+		



Club Health Assessment for District 201N5 through May 2025

			Status	Membership							Reports					Finance		LCIF
Club Number	Club Name	Charter Date		Current Member Count	YTD Members Added	YTD Members Dropped	YTD Net Growth	YTD Net Growth%	Member Count 12 Months Ago	Avg. length of service for dropped members	Months Since Last MMR ***	Yrs. Since Last Officer Report	President Rotation	Vice President Reported ****	Months Since Last Activity Report ***	Account Balance	Donations for current Fiscal Year	
			Number of times on status quo within last two years	If below 15 members appears				If net loss is greater than 20% appears			If no report in 3 months appears in	When more than one year appears in	Number of repeat terms	Notes the officers that do not have an active	If no report at 12 months appears in red			
65271	NEW SOUTH WALES PARLIAMENTARY	04/23/2002	Active	17	2	0	2	13.33%	16		6		2	T,VP	8			
22606	NORFOLK ISLAND Exc Award (06/30/2018)	05/09/1964	Active	15	0	2	-2	-11.76%	17	2	2			M,VP,SC	4			
52403	NORFOLK ISLAND ARTHURS VALE Exc Award (06/30/2021)	01/15/1992	Active	10	0	1	-1	-9.09%	11	3	2			VP,SC	2			
33573	OATLEY Exc Award (06/30/2017, 06/30/2020, 06/30/2022)	03/22/1977	Active	28	2	7	-5	-15.15%	33	11	0		3	VP,SC	1		\$2,375.26	
22593	PARRAMATTA Exc Award (06/30/2016, 06/30/2018, 06/30/2020)	07/09/1958	Active	45	8	8	0	0.00%	48	12	0			N	2		\$974.28	
22589	PENRITH	03/04/1957	Active	13	0	0	0	0.00%	13		2		3	VP	0			
152664	Reid	09/23/2022	Active(1)	7	7	14	-7	-50.00%	14	2	0			S,T,M,VP,SC	5			
22595	RICHMOND N S W Exc Award (06/30/2021, 06/30/2022, 06/30/2024)	08/12/1957	Active	44	8	2	6	15.79%	38	21	1			R	2		\$813.79	
22596	RIVERSTONE & DISTRICT L C	04/01/1971	Active	18	3	2	1	5.88%	18	3	0			N	5			
153072	Schofields Tallawong	11/18/2022	Active(2)	0	0	9	-9	-100.00%	17	2	5		None	P,S,T,M,VP,SC	8			
22597	ST IVES Exc Award (06/30/2024)	06/06/1972	Active	15	7	5	2	15.38%	13	16	1			VP	1		\$753.66	
22291	SUTHERLAND SHIRE	03/05/1957	Active	5	3	18	-15	-75.00%	20	3	0			VP,SC	3			
151992	Sydney All Bright	08/16/2022	Active	16	1	0	1	6.67%	17		4		4	T,M,VP,SC	5		\$373.64	
151840	Sydney Alliance	08/04/2022	Active	5	3	0	3	150.00%	7		10			S,T,M,VP,SC	7			
136373	Sydney Autism Community Exc Award (06/30/2021)	09/05/2018	Active	7	3	1	2	40.00%	5	7	4		5	M,VP	0			
153146	Sydney Bayside	02/02/2023	Active	13	0	0	0	0.00%	13		1		3	VP	2			
151472	Sydney Ceylon Exc Award (06/30/2024)	06/22/2022	Active	28	9	1	8	40.00%	20	3	0		3	R	2		\$373.64	
106847	SYDNEY CHAMPIONS INNER WEST L C INC Exc Award (06/30/2021, 06/30/2022)	11/02/2009	Active	14	1	1	0	0.00%	14	12	2		4	R, S,SC	5			



Club Health Assessment for District 201N5 through May 2025

			Status	Membership							Reports					Finance		LCIF
Club Number	Club Name	Charter Date		Current Member Count	YTD Members Added	YTD Members Dropped	YTD Net Growth	YTD Net Growth%	Member Count 12 Months Ago	Avg. length of service for dropped members	Months Since Last MMR ***	Yrs. Since Last Officer Report	President Rotation	Vice President Reported ****	Months Since Last Activity Report ***	Account Balance	Donations for current Fiscal Year	
			Number of times on status quo within last two years	If below 15 members appears				If net loss is greater than 20% appears			If no report in 3 months appears in	When more than one year appears in	Number of repeat terms	Notes the officers that do not have an active	If no report at 12 months appears in red			
56629	SYDNEY CHINESE	03/09/1995	Active	109	25	17	8	7.92%	98	5	1		8	R	M	2		\$44,209.62
	Exc Award (06/30/2018, 06/30/2023, 06/30/2024)																	
131344	Sydney Chinese Business	06/15/2017	Active(1)	13	8	3	5	62.50%	9	1	5		2		M,VP,SC	4		
	Exc Award (06/30/2023)																	
153570	Sydney Concord	01/30/2023	Active(1)	34	26	4	22	183.33%	12	2	0				VP,SC	0		\$2,096.79
127170	SYDNEY DEFENCE AND EMERGENCY SERVICES	03/29/2016	Active	131	4	0	4	3.15%	102		1		3	N		7		\$626.37
	Exc Award (06/30/2022, 06/30/2024)																	
152592	Sydney Dragon Care	09/22/2022	Active(1)	0	0	13	-13	-100.00%	13	2	5		None		P,S,T,M,VP SC	6		
144060	Sydney Dream Care	12/18/2020	Active(1)	13	0	0	0	0.00%	13		14		5		VP	15		
	Exc Award (06/30/2023)																	
119612	Sydney Eye	06/11/2013	Active	21	0	1	-1	-4.55%	22	12	3		11	R	VP	6		
	Exc Award (06/30/2022)																	
120136	Sydney Follow Your Dream	08/13/2013	Active	35	4	11	-7	-16.67%	54	4	0		6		S,M,VP,SC	7		\$1,636.35
	Exc Award (06/30/2021, 06/30/2022, 06/30/2024)																	
153824	Sydney Greater Bay Area	03/28/2023	Active	10	0	2	-2	-16.67%	12	2	7		3		VP	2		
154136	Sydney Harmony	04/11/2023	Active	25	6	6	0	0.00%	29	2	1		3	R		2		\$5,444.26
	Exc Award (06/30/2024)																	
22326	SYDNEY HOST	12/02/1952	Active	22	5	8	-3	-12.00%	30	29	1		4	N	SC	3		
	Exc Award (06/30/2022, 06/30/2023)																	
123858	Sydney Indian	01/05/2015	Active	16	3	14	-11	-40.74%	27	4	1				M,VP,SC	0		
	Exc Award (06/30/2017)																	
60757	SYDNEY INNER WEST	05/11/1998	Active	47	10	8	2	4.44%	45	4	1			R		0		\$8,702.11
	Exc Award (06/30/2021, 06/30/2023)																	
52402	SYDNEY JUNG-ANG	01/17/1992	Active	10	0	0	0	0.00%	10		14				VP	8		
108758	SYDNEY NEPAL HIMALAYA	06/25/2010	Active	15	1	3	-2	-11.76%	17	7	1		4		M,VP,SC	6		\$139.59
	Exc Award (06/30/2022)																	
138014	Sydney New Age	05/02/2019	Active	24	2	3	-1	-4.00%	27	5	4			N		2		\$4,367.67
	Exc Award (06/30/2021, 06/30/2023)																	



Club Health Assessment for District 201N5 through May 2025

Club Number	Club Name	Charter Date	Status	Membership							Reports					Finance	LCIF
				Current Member Count	YTD Members Added	YTD Members Dropped	YTD Net Growth	YTD Net Growth%	Member Count 12 Months Ago	Avg. length of service for dropped members	Months Since Last MMR ***	Yrs. Since Last Officer Report	President Rotation	Vice President Reported ****	Months Since Last Activity Report ***	Account Balance	Donations for current Fiscal Year
			Number of times on status quo within last two years	If below 15 members appears				If net loss is greater than 20% appears			If no report in 3 months appears	When more than one year appears in	Number of repeat terms	Notes the officers that do not have an active	If no report at 12 months red		
67189	SYDNEY NORTH WEST	01/23/2003	Active	26	7	3	4	18.18%	26	7	1		4	R	0		\$1,992.74
	Exc Award (06/30/2023)																
57984	SYDNEY PACIFIC	03/18/1996	Active	22	1	5	-4	-15.38%	26	13	3		2	R	VP	4	\$12,939.05
	Exc Award (06/30/2018, 06/30/2023)																
105799	SYDNEY SEASIDE	06/18/2009	Active	10	0	2	-2	-16.67%	16	21	0		13		T,M,VP,SC	6	
	Exc Award (06/30/2021)																
115745	SYDNEY SELECTIVE	12/21/2011	Active	19	0	0	0	0.00%	21		11		2	R	SC	15	
	Exc Award (06/30/2021, 06/30/2023)																
120566	Sydney South Shapla Shaluk	10/17/2013	Active	5	0	0	0	0.00%	5		14		9	R		5	
127599	Sydney Sri Lankan	05/18/2016	Active	26	7	3	4	18.18%	23	2	1			N		1	
	Exc Award (06/30/2022, 06/30/2023)																
153677	Sydney Star Sun	02/16/2023	Active	12	0	13	-13	-52.00%	25	1	5		3		VP	5	
154137	Sydney Synergy	04/18/2023	Active	5	0	4	-4	-44.44%	12	2	5		3		S,T,M,VP,SC	10	
89666	SYDNEY WARATAH	11/21/2005	Active	37	3	4	-1	-2.63%	38	1	3		3	N		0	\$378.51
	Exc Award (06/30/2021, 06/30/2022, 06/30/2023)																
118299	SYDNEY WEST	11/09/2012	Active	8	0	3	-3	-27.27%	11	8	1				VP,SC	3	
153901	The Hills Shire	03/16/2023	Active(1)	3	3	26	-23	-88.46%	26	2	-1				S,T,M,VP,SC	5	
35817	TOONGABBIE SEVEN HILLS	06/29/1978	Active	24	2	0	2	9.09%	22		1		2	N		1	\$752.37
	Exc Award (06/30/2021, 06/30/2023, 06/30/2024)																
141177	Turramurra	03/12/2020	Active	12	4	4	0	0.00%	14	3	3		2		S,VP	1	90+ Days
	Exc Award (06/30/2021)																
22604	WEST PENNANT HILLS-CHERRYBROOK	04/28/1964	Active	28	2	2	0	0.00%	31	10	2		4		VP	0	\$1,073.45
	Exc Award (06/30/2017, 06/30/2022, 06/30/2024)																
108759	WESTERN SYDNEY	06/25/2010	Active	23	0	0	0	0.00%	23		14		2		VP,SC	5	
29314	WINSTON HILLS	05/03/1974	Active	20	0	0	0	0.00%	20		12		2	R		1	\$664.32
	Exc Award (06/30/2018)																



Club Health Assessment for District 201N5 through May 2025

				Status		Membership								Reports					Finance		LCIF
Club Number	Club Name	Charter Date				Current Member Count	YTD Members Added	YTD Members Dropped	YTD Net Growth	YTD Net Growth%	Member Count 12 Months Ago	Avg. length of service for dropped members	Months Since Last MMR ***	Yrs. Since Last Officer Report	President Rotation	Vice President Reported ****	Months Since Last Activity Report ***	Account Balance	Donations for current Fiscal Year		
						Number of times on status quo within last two years	If below 15 members appears			If net loss is greater than 20% appears			If no report in 3 months appears in	When more than one year appears in	Number of repeat terms	Notes the officers that do not have an active	If no report at 12 months appears in red				
Current Total Clubs Count	YTD New Clubs Count	YTD Cancelled Clubs Count	YTD Net Club Gain	Current Total Members Count	YTD Add	YTD Drop	YTD Net Growth	YTD Net Growth %	Member Count 12 Months Ago	Average Member Count Per Club	% of Clubs with less than 20 members	% No MMR in 3 Months	% No Officer Report in 12 Months	% of Clubs with balance 90+ days	Number of Clubs in Status Quo	% Status Quo Clubs in Financial Suspension	Number of Cancelled Clubs	Average Cancelled Club Age	Members Lost Due to Cancellation	% of Clubs Cancelled for Non-Financial Reasons	
83	1	0	1	1,870	303	380	-77	-3.95%	1,990	23	55%	34%	0%	4%	0	0%	0	0	0	0%	

* - P - Priority Club. Cancellation Reasons: 1-Objectives/conduct, 2-Non-active club, 5-Non-existing club, 6-Disbanding, 7-Merger, 8-Financial Suspension, 9-District/Multiple District Dues.

** - Abbreviation: P-President, S-Secretary, T-Treasurer, M-Member Chairperson, VP-First Vice President, MC-Communications Chairperson, SC-Service Chairperson

*** - Abbreviation: N/R - Never reported using the Lions Clubs website, N/A - Not applicable, No password registered for the Lions Clubs website.

**** - Abbreviation: N - New, IP - Immediate Past, R - Repeat.



Club Health Assessment for District 201Q1 through May 2025

			Status	Membership							Reports					Finance		LCIF
Club Number	Club Name	Charter Date		Current Member Count	YTD Members Added	YTD Members Dropped	YTD Net Growth	YTD Net Growth%	Member Count 12 Months Ago	Avg. length of service for dropped members	Months Since Last MMR ***	Yrs. Since Last Officer Report	President Rotation	Vice President Reported ****	Months Since Last Activity Report ***	Account Balance	Donations for current Fiscal Year	
			Number of times on status quo within last two years	If below 15 members appears					If net loss is greater than 20% appears			If no report in 3 months appears in	When more than one year appears in	Number of repeat terms	Notes the officers that do not have an active	If no report at 12 months appears in red		
Clubs more than two years old																		
65265	ALGESTER PARKINSON INC.	04/23/2002	Active	25	6	3	3	13.64%	22	10	0		2	N	0		\$310.80	
77721	APPLE MAC USERS OF QLD	01/22/2004	Active	13	0	3	-3	-18.75%	16	8	0		2	M,VP,SC	2			
36601	ASHMORE L C	02/16/1979	Active	6	1	4	-3	-33.33%	10	9	3		2	VP,SC	6		\$200.00	
22233	BALLINA	10/28/1952	Active	18	0	0	0	0.00%	18		10		2	T,M,VP,SC	0			
47724	BALLINA EAST	09/21/1987	P- Active	6	2	3	-1	-14.29%	6	3	0		4	M,VP,SC	0			
29885	BANGALOW	10/31/1974	Active	27	6	2	4	17.39%	23	34	5		4	P,T,M,VP,SC	6			
22234	BEAUDESERT	03/16/1960	Active	20	0	2	-2	-9.09%	22	8	0			N SC	0			
47307	BONALBO UPPER CLARENCE	05/06/1987	Active(1)	5	0	2	-2	-28.57%	7	13	2		3	T,M,VP,SC	6			
22236	BOONAH	02/15/1965	Active	18	0	0	0	0.00%	17		5		2	VP,SC	6			
23057	BRISBANE CAMP HILL CARINDALE	04/27/1966	Active	19	0	1	-1	-5.00%	21	16	2			N	0		\$291.29	
57718	BRISBANE CHINESE	01/08/1996	Active	48	3	7	-4	-7.69%	53	4	5			N	0			
Exc Award (06/30/2021, 06/30/2023)																		
23072	BRISBANE EKIBIN	11/22/1966	Active	8	4	3	1	14.29%	7	16	0		5	R S	2			
63670	BRISBANE HELLENIC	11/07/2000	Active	15	0	3	-3	-16.67%	15	1	3			R M	2		\$690.04	
Exc Award (06/30/2020)																		
23056	BRISBANE HOLLAND PARK	10/09/1968	Active	23	0	6	-6	-20.69%	28	13	2			R SC	0			
Exc Award (06/30/2024)																		
23062	BRISBANE MACGREGOR	11/01/1971	Active	47	4	9	-5	-9.62%	55	3	4			N SC	0			
23061	BRISBANE MOOROOKA	05/17/1965	Active	20	2	0	2	11.11%	19		7			R SC	4	90+ Days	\$1,864.80	
Exc Award (06/30/2023)																		
134369	Brisbane New Civitas	04/30/2018	Active	7	0	1	-1	-12.50%	7	1	0		2	M,VP,SC	0			
33456	BRISBANE PINELANDS	03/15/1977	Active	17	7	2	5	41.67%	14	13	1			N	4			
153823	Brisbane Taiwanese	03/01/2023	Active	32	7	5	2	6.67%	30	1	1		3	M,VP,SC	0		\$1,000.00	
Exc Award (06/30/2024)																		
124336	BRISBANE UNITED ASIA BUSINESS	03/24/2015	Cancelled(6*)	0	0	0	0	0.00%	9		11		None	P,S,T,M,VP SC	24+			



Club Health Assessment for District 201Q1 through May 2025

			Status	Membership							Reports					Finance		LCIF
Club Number	Club Name	Charter Date		Current Member Count	YTD Members Added	YTD Members Dropped	YTD Net Growth	YTD Net Growth%	Member Count 12 Months Ago	Avg. length of service for dropped members	Months Since Last MMR ***	Yrs. Since Last Officer Report	President Rotation	Vice President Reported ****	Months Since Last Activity Report ***	Account Balance	Donations for current Fiscal Year	
			Number of times on status quo within last two years	If below 15 members appears				If net loss is greater than 20% appears			If no report in 3 months appears in	When more than one year appears in	Number of repeat terms	Notes the officers that do not have an active	If no report at 12 months appears in red			
132379	Brisbane Zhong Hua	08/18/2017	Active	36	0	0	0	0.00%	39		7			VP,SC	6			
22238	BRUNSWICK MULLUMBIMBY	09/02/1952	Active	10	0	0	0	0.00%	12		2		6	R	SC	6		
	Exc Award (06/30/2018)																	
22239	BURLEIGH HEADS	05/26/1957	Active	22	4	3	1	4.76%	21	2	0		2	R	M,SC	3	\$639.63	
30741	CABARITA BEACH & POTTS BCH LC	05/15/1975	Active	15	2	0	2	15.38%	13		3				VP,SC	3		
64217	CALAMVALE	04/26/2001	Active	6	0	3	-3	-33.33%	11	4	1				VP	1		
	Exc Award (06/30/2020)																	
23070	CAPALABA	05/12/1971	Active	19	2	2	0	0.00%	19	1	1		3	R		3		
108217	CARRARA	05/10/2010	Active	11	0	7	-7	-38.89%	23	9	0				T,VP	4		
22240	CASINO	10/27/1952	Active	17	3	1	2	13.33%	15	2	0				M,VP,SC	4		
22244	COOLANGATTA-TWEED HEADS	10/14/1952	Active	11	3	2	1	10.00%	10	1	1				M,VP,SC	2		
59820	FASSIFERN	06/30/1997	Active	7	0	0	0	0.00%	7		10		12		P,M,VP,SC	6		
111060	GOLD COAST TALLEBUDGERA	05/12/2011	Active	33	0	10	-10	-23.26%	49	11	0		4	N		10		
	Exc Award (06/30/2018, 06/30/2020, 06/30/2023)																	
22247	GOONDIWINDI	06/29/1965	Active	31	0	0	0	0.00%	26		10	1	None		P,S,T,M,VP SC	6		
109568	GOONELLABAH WOLLONGBAR & DISTRICTS	11/03/2010	Active	17	0	1	-1	-5.56%	18	14	0		9	R	SC	2		
106001	GREATER MOUNT GRAVATT MANSFIELD	06/24/2009	Active	12	1	0	1	9.09%	12		3		2		VP	0	\$949.31	
65225	GRIFFITH UNIVERSITY	04/09/2002	Active	12	1	1	0	0.00%	12	18	2				VP,SC	0		
42000	HARRISVILLE	11/19/1982	Active	37	0	0	0	0.00%	37		13				VP,SC	6		
41381	HELENSVALE	05/13/1982	Active	26	0	5	-5	-16.13%	31	19	0			N		0	\$1,306.34	
	Exc Award (06/30/2021, 06/30/2023)																	
22248	INGLEWOOD	12/28/1971	Active	17	7	0	7	70.00%	10		2				M,VP,SC	6		
43255	KILLARNEY	12/16/1983	Active	16	2	3	-1	-5.88%	19	12	0			N		6		
22251	KINGSCLIFF	09/12/1957	Active	18	1	0	1	5.88%	17		7				VP,SC	4		
22252	KYOGLE	08/26/1952	Active	24	1	4	-3	-11.11%	27	13	0				P,M,VP,SC	6		



Club Health Assessment for District 201Q1 through May 2025

Club Number	Club Name	Charter Date	Status	Membership							Reports					Finance	LCIF
				Current Member Count	YTD Members Added	YTD Members Dropped	YTD Net Growth	YTD Net Growth%	Member Count 12 Months Ago	Avg. length of service for dropped members	Months Since Last MMR ***	Yrs. Since Last Officer Report	President Rotation	Vice President Reported ****	Months Since Last Activity Report ***	Account Balance	Donations for current Fiscal Year
			Number of times on status quo within last two years	If below 15 members appears				If net loss is greater than 20% appears			If no report in 3 months appears in	When more than one year appears in	Number of repeat terms	Notes the officers that do not have appears in an active	If no report at 12 months red		
66540	LENNOX HEAD	08/13/2002	Active	27	4	5	-1	-3.57%	28	4	1		4	R	SC	6	\$1,314.35
22253	LISMORE	07/01/1947	Active	30	0	0	0	0.00%	30		0			N	SC	1	\$638.05
38918	LISMORE CITY L C	09/05/1980	Active	15	0	0	0	0.00%	15		13			IP	SC	6	\$3,190.92
131085	Logan Underwood	05/25/2017	Active	24	2	2	0	0.00%	24	1	0		2		M,VP,SC	0	
56782	LOGAN VILLAGE	04/12/1995	Active	55	10	2	8	17.02%	47	8	0			N		6	\$311.37
	Exc Award (06/30/2021)																
34469	LOGAN WEST INC	09/07/1977	Active	5	6	6	0	0.00%	5	0	5		12	R	P,SC	6	
84242	MACLEAY ISLAND	10/15/2004	Active	19	8	0	8	72.73%	11		6		2	R	M,SC	6	
43911	MUDGEERABA	05/04/1984	Active	31	9	5	4	14.81%	28	18	2		4		M,VP,SC	0	
22258	MURWILLUMBAH	08/03/1948	Active	23	2	1	1	4.55%	23	23	0			N	M,SC	6	
52156	ORMEAU	11/12/1991	P- Status Quo(1)	11	0	6	-6	-35.29%	17	14	6		None		P,S,T,M,VP SC	6	90+ Days
22261	PALM BEACH CURRUMBIN	05/26/1957	Active	28	1	6	-5	-15.15%	33	9	3			R	M,SC	6	
52651	REDLAND BAY-VICTORIA POINT	03/05/1992	Active	19	1	0	1	5.56%	17		2				VP,SC	0	\$65.72
23083	REDLAND CITY, INC. L C	06/29/1966	Active	9	0	1	-1	-10.00%	10	9	7		2		M,VP,SC	6	
49134	ROBINA	01/05/1989	Active	33	2	1	1	3.13%	32	17	1		3		VP	0	\$4,013.78
	Exc Award (06/30/2017)																
23084	ROCHEDALE SPRINGWOOD	05/10/1972	Active	18	2	1	1	5.88%	18	3	5		11	R		0	
30616	ROSEWOOD	04/14/1975	Active	25	0	4	-4	-13.79%	29	14	2			N	VP,SC	6	\$6,356.09
30786	RUNAWAY BAY	05/06/1975	Active	20	4	4	0	0.00%	21	6	0		3	R	M,VP,SC	6	\$1,967.03
	Exc Award (06/30/2020)																
22264	SOUTHPORT	10/22/1952	Active	17	2	1	1	6.25%	16	0	2		None		P,VP,SC	6	
34880	ST GEORGE	12/30/1977	Active	13	0	0	0	0.00%	13		0		2		S,T,M,VP,SC	6	
22265	STANTHORPE	02/14/1961	Active	38	4	2	2	5.56%	37	7	3			N		3	\$1,679.98
23086	SUNNYBANK	04/09/1963	Active	21	2	0	2	10.53%	19		2		2	N	SC	0	\$1,296.97
52761	TAMBORINE MOUNTAIN	03/23/1992	Active	41	3	4	-1	-2.38%	43	2	0			N	SC	0	\$622.73



Club Health Assessment for District 201Q1 through May 2025

			Status	Membership							Reports					Finance	LCIF
Club Number	Club Name	Charter Date		Current Member Count	YTD Members Added	YTD Members Dropped	YTD Net Growth	YTD Net Growth%	Member Count 12 Months Ago	Avg. length of service for dropped members	Months Since Last MMR ***	Yrs. Since Last Officer Report	President Rotation	Vice President Reported ****	Months Since Last Activity Report ***	Account Balance	Donations for current Fiscal Year
			Number of times on status quo within last two years	If below 15 members appears			If net loss is greater than 20% appears				If no report in 3 months appears in	When more than one year appears in	Number of repeat terms	Notes the officers that do not have an active	If no report at 12 months appears in red		
Exc Award (06/30/2024)																	
108936	TAMBORINE VILLAGE	07/20/2010	Active	30	1	0	1	3.45%	28		0			R SC	0		
22269	TENTERFIELD	06/17/1966	Active	20	1	2	-1	-4.76%	21	8	0			N M	0		
Exc Award (06/30/2021)																	
22270	TEXAS	12/09/1961	P- Active(1)	3	0	0	0	0.00%	3		13		7	M,VP,SC	6		
136257	Upper Coomera	08/22/2018	Active	8	0	4	-4	-33.33%	12	6	1			VP,SC	0		
22274	WARWICK	02/22/1958	Active	14	1	3	-2	-12.50%	16	14	0			N SC	0		

Clubs Cancelled Previous Fiscal Year – Clubs Cancelled within last 12 months may be reinstated

Club Number	Club Name	Charter Date	Current Status*	Cancellation Date
132569	Brisbane Vietnamese	09/05/2017	Cancelled(8*)	12/29/2023

Current Total Clubs Count	YTD New Clubs Count	YTD Cancelled Clubs Count	YTD Net Club Gain	Current Total Members Count	YTD Add	YTD Drop	YTD Net Growth	YTD Net Growth %	Member Count 12 Months Ago	Average Member Count Per Club	% of Clubs with less than 20 members	% No MMR in 3 Months	% No Officer Report in 12 Months	% of Clubs with balance 90+ days	Number of Clubs in Status Quo	% Status Quo Clubs in Financial Suspension	Number of Cancelled Clubs	Average Cancelled Club Age	Members Lost Due to Cancellation	% of Clubs Cancelled for Non-Financial Reasons
67	0	1	-1	1,368	134	158	-24	-1.72%	1,423	20	55%	36%	1%	3%	1	100%	1	16	0	0%

* - P - Priority Club. Cancellation Reasons: 1-Objectives/conduct, 2-Non-active club, 5-Non-existing club, 6-Disbanding, 7-Merger, 8-Financial Suspension, 9-District/Multiple District Dues.

** - Abbreviation: P-President, S-Secretary, T-Treasurer, M-Member Chairperson, VP-First Vice President, MC-Communications Chairperson, SC-Service Chairperson

*** - Abbreviation: N/R - Never reported using the Lions Clubs website, N/A - Not applicable, No password registered for the Lions Clubs website.

**** - Abbreviation: N - New, IP - Immediate Past, R - Repeat.



Club Health Assessment for District 201Q2 through May 2025

			Status	Membership							Reports					Finance		LCIF
Club Number	Club Name	Charter Date		Current Member Count	YTD Members Added	YTD Members Dropped	YTD Net Growth	YTD Net Growth%	Member Count 12 Months Ago	Avg. length of service for dropped members	Months Since Last MMR ***	Yrs. Since Last Officer Report	President Rotation	Vice President Reported ****	Months Since Last Activity Report ***	Account Balance	Donations for current Fiscal Year	
			Number of times on status quo within last two years	If below 15 members appears				If net loss is greater than 20% appears			If no report in 3 months appears in	When more than one year appears in	Number of repeat terms	Notes the officers that do not have appears in an active	If no report at 12 months red			
Clubs less than two years old																		
171668	Hela	05/17/2024	Active	19	0	1	-1	-5.00%	20	1	2		2	M,VP,SC	6			
Clubs more than two years old																		
22608	ATHERTON	02/24/1957	Active	20	3	2	1	5.26%	19	3	1			R	14			
22609	BABINDA	08/09/1971	Active	13	0	2	-2	-13.33%	15	5	1		2	VP,SC	1			
Exc Award (06/30/2017)																		
109560	BLUE RIVER MACKAY	11/11/2010	Active	14	3	2	1	7.69%	14	9	1			VP,SC	9			
23017	BOWEN	03/30/1965	Active	8	0	0	0	0.00%	8		8			M,VP,SC	1			
22610	CAIRNS	10/11/1956	Active	13	0	3	-3	-18.75%	16	22	2			R T,M,SC	0			
22611	CAIRNS BARRIER REEF	06/07/1961	Active	29	6	5	1	3.57%	28	3	0			N VP	0		\$824.10	
Exc Award (06/30/2021, 06/30/2023, 06/30/2024)																		
138521	Cairns Marlin Coast	06/10/2019	Active	14	2	8	-6	-30.00%	23	7	0		3	VP,SC	0		\$138.01	
Exc Award (06/30/2021, 06/30/2023)																		
22612	CAIRNS TRINITY BAY	02/19/1963	P- Active	0	0	8	-8	-100.00%	11	20	3		None	P,S,T,M,VP SC	6			
22613	CARDWELL	03/27/1968	Active	15	3	3	0	0.00%	17	3	5		2	R M,SC	1			
23020	CHARTERS TOWERS	03/17/1963	Active	17	8	1	7	70.00%	10	0	1		6	N M,SC	0			
23021	CLONCURRY	11/16/1967	Active	10	0	2	-2	-16.67%	9	1	9		None	P,S,M,VP,SC	19			
23022	COLLINSVILLE	09/23/1965	Active	14	3	4	-1	-6.67%	15	11	0		6	VP,SC	4			
111149	DALRYMPLE REGIONAL	06/01/2011	Active	14	0	0	0	0.00%	14		9		4	N T,SC	1		\$324.24	
22614	DIMBULAH	07/04/1961	Active	21	0	1	-1	-4.55%	22	4	0		7	M,VP,SC	24+			
45172	EDMONTON	06/30/1985	Active	14	2	0	2	16.67%	12		2		3	R SC	0			
37084	ENDEAVOUR L C	05/09/1979	Active	30	5	0	5	20.00%	25		0		2	R M,SC	24			
22615	GORDONVALE	08/21/1968	Active	25	5	6	-1	-3.85%	26	8	1			M,VP	7			
67423	HERBERTON	03/11/2003	Active	9	0	0	0	0.00%	9		14			R M,SC	14			
145268	Herberton Lioness	03/04/2021	Active	5	0	0	0	0.00%	5		13		3	M,VP,SC	2			
23030	HOME HILL - AYR INC.	11/11/1963	Active	27	2	2	0	0.00%	29	4	0			N P,M,SC	1		\$628.05	



Club Health Assessment for District 201Q2 through May 2025

			Status	Membership							Reports					Finance		LCIF
Club Number	Club Name	Charter Date		Current Member Count	YTD Members Added	YTD Members Dropped	YTD Net Growth	YTD Net Growth%	Member Count 12 Months Ago	Avg. length of service for dropped members	Months Since Last MMR ***	Yrs. Since Last Officer Report	President Rotation	Vice President Reported ****	Months Since Last Activity Report ***	Account Balance	Donations for current Fiscal Year	
			Number of times on status quo within last two years	If below 15 members appears				If net loss is greater than 20% appears			If no report in 3 months appears in	When more than one year appears in	Number of repeat terms	Notes the officers that do not have an active	If no report at 12 months appears in red			
Exc Award (06/30/2023)																		
124969	Hughenden	06/12/2015	Active	12	6	8	-2	-14.29%	14	6	0		2	N	M,SC	5	\$222.43	
22617	INGHAM	12/05/1961	Active	41	5	1	4	10.81%	34	4	1			N		1		
143726	Innisfail Lioness	11/30/2020	Active	32	2	1	1	3.23%	30	4	3		3	R	M	0		
Exc Award (06/30/2023)																		
23032	JULIA CREEK	06/23/1964	Active	15	6	0	6	66.67%	9		0		3		M,VP,SC	18	\$752.53	
110870	LAE	04/28/2011	Active	7	0	0	0	0.00%	7		14		None		P,S,T,M,VP SC	24+		
146294	Lae Lioness	05/21/2021	Active	7	1	0	1	16.67%	6		9		3	R	M,SC	18		
23033	LEICHHARDT	02/15/1972	Active	11	3	5	-2	-15.38%	11	1	2		10		M,VP,SC	23		
22621	LOWER HERBERT HALIFAX	05/01/1963	Active	16	1	0	1	6.67%	15		1		3	R	SC	6		
23035	MACKAY	10/07/1961	Active	24	1	1	0	0.00%	26	32	2			IP		8		
Exc Award (06/30/2019)																		
35408	MACKAY NORTHERN BEACHES	04/20/1978	P- Active	9	4	0	4	80.00%	5		1		2		M,VP,SC	7		
121379	Madang	02/18/2014	Active	9	0	0	0	0.00%	7		11		11		VP,SC	24+		
23037	MAGNETIC ISLAND	09/24/1962	Active	6	0	0	0	0.00%	6		1		23		M,VP,SC	24+		
22622	MALANDA	12/16/1964	Active	22	5	2	3	15.79%	19	2	1		7	R	M,SC	19		
22623	MAREEBA	09/04/1958	Active	26	4	2	2	8.33%	24	33	2		2	R	SC	0		
22624	MILLAA MILLAA	08/10/1967	Active	24	1	2	-1	-4.00%	25	12	0			N	S,T,SC	0		
40166	MIRANI SUGAR VALLEY	06/30/1981	Active	23	3	0	3	15.00%	20		5				P,T,M,VP,SC	1		
37859	MISSION BEACH	12/26/1979	Active	17	1	4	-3	-15.00%	16	14	5		2	R		2		
22625	MOSSMAN	10/23/1962	P- Active	0	0	0	0	0.00%	0		14		None		P,S,T,M,VP SC	24+		
145747	North Queensland All Abilities	03/25/2021	Active	6	0	0	0	0.00%	8		11		5		M,VP,SC	10		
108126	PORT MORESBY CITY	04/19/2010	Active	18	1	0	1	5.88%	17		9			N	M,SC	24+		
23041	PROSERPINE	11/20/1968	Active	37	5	5	0	0.00%	36	10	1			N	SC	0		
Exc Award (06/30/2023, 06/30/2024)																		
145545	Queensland Multicultural	03/17/2021	P- Active	0	0	13	-13	-100.00%	13	4	5		None		P,S,T,M,VP SC	24+	\$773.76	



Club Health Assessment for District 201Q2 through May 2025

			Status	Membership							Reports					Finance		LCIF
Club Number	Club Name	Charter Date		Current Member Count	YTD Members Added	YTD Members Dropped	YTD Net Growth	YTD Net Growth%	Member Count 12 Months Ago	Avg. length of service for dropped members	Months Since Last MMR ***	Yrs. Since Last Officer Report	President Rotation	Vice President Reported ****	Months Since Last Activity Report ***	Account Balance	Donations for current Fiscal Year	
			Number of times on status quo within last two years	If below 15 members appears				If net loss is greater than 20% appears			If no report in 3 months appears in	When more than one year appears in	Number of repeat terms	Notes the officers that do not have an active	If no report at 12 months appears in red			
43912	RAVENSHOE & DISTRICT	05/22/1984	Active	7	0	2	-2	-22.22%	9	11	4			VP,SC	5			
23042	RICHMOND	04/22/1963	Active	10	0	0	0	0.00%	10		10		4	P,M,VP,SC	19			
98837	ROLLINGSTONE AND DISTRICT Exc Award (06/30/2023)	03/22/2007	Active	25	9	6	3	13.64%	22	1	0		N		0		\$477.48	
33375	SARINA	02/09/1977	Active	17	2	1	1	6.25%	16	22	3			M,VP,SC	24+			
43913	TABUBIL	05/15/1984	Active	29	0	0	0	0.00%	29		14		13	T,M,VP,SC	N/R			
60800	THURINGOWA ALICE RIVER	05/19/1998	Active	15	4	7	-3	-16.67%	18	7	0		N	VP	0			
36602	TOLGA & DISTRICT L C	02/16/1979	Active	12	3	1	2	20.00%	10	4	0		4	N T,SC	1			
60734	TOWNSVILLE BARRIER REEF	05/07/1998	Active	10	0	0	0	0.00%	10		1		5	VP	0			
23048	TOWNSVILLE CASTLE HILL Exc Award (06/30/2023, 06/30/2024)	08/01/1962	Active	48	5	7	-2	-4.00%	52	3	0		N	SC	0		\$324.24	
116711	TOWNSVILLE CENTRAL	05/02/2012	Active	10	0	0	0	0.00%	10		13		9	R	6			
23049	TOWNSVILLE CLEVELAND BAY INC	07/01/1960	P- Active	6	2	2	0	0.00%	6	9	2		3	M,VP,SC	3			
141666	Townsville Lioness	06/09/2020	Active	13	1	0	1	8.33%	12		0		3	M,VP,SC	1			
23050	TOWNSVILLE MT STUART	01/19/1967	Active	20	0	0	0	0.00%	20		0		N		1		\$319.81	
45803	TOWNSVILLE NORTHERN SUBURBS Exc Award (06/30/2023)	02/10/1986	Active	32	4	3	1	3.23%	30	9	1		N		1		\$1,367.76	
31311	TOWNSVILLE ROSS VALLEY	10/31/1975	Active	16	1	2	-1	-5.88%	17	1	4		N		1		\$678.21	
22630	TULLY	03/08/1971	Active	15	0	3	-3	-16.67%	18	21	0		2	N P,VP,SC	0		\$313.19	
22634	WEIPA	03/04/1970	Active	5	0	0	0	0.00%	5		14		None	P,M,VP,SC	24+			
23046	WHITSUNDAY L C	07/20/1971	Active	21	2	1	1	5.00%	22	1	1		3	VP	0		\$3,426.53	
45173	YUNGABURRA	06/07/1985	Active	12	0	0	0	0.00%	12		10		6	N SC	24+			
144341	Yungaburra Lioness	02/19/2021	Active	9	0	0	0	0.00%	9		14			M,VP,SC	20			



Club Health Assessment for District 201Q2 through May 2025

INTERNATIONAL

Club Number	Club Name	Charter Date	Status		Membership								Reports					Finance		LCIF	
					Current Member Count	YTD Members Added	YTD Members Dropped	YTD Net Growth	YTD Net Growth%	Member Count 12 Months Ago	Avg. length of service for dropped members	Months Since Last MMR ***	Yrs. Since Last Officer Report	President Rotation	Vice President Reported ****	Months Since Last Activity Report ***	Account Balance	Donations for current Fiscal Year			
					Number of times on status quo within last two years			If below 15 members appears			If net loss is greater than 20% appears			If no report in 3 months appears in	When more than one year appears in	Number of repeat terms		Notes the officers that do not have an active	If no report at 12 months appears in red		
Current Total Clubs Count	YTD New Clubs Count	YTD Cancelled Clubs Count	YTD Net Club Gain	Current Total Members Count	YTD Add	YTD Drop	YTD Net Growth	YTD Net Growth %	Member Count 12 Months Ago	Average Member Count Per Club	% of Clubs with less than 20 members	% No MMR in 3 Months	% No Officer Report in 12 Months	% of Clubs with balance 90+ days	Number of Clubs in Status Quo	% Status Quo Clubs in Financial Suspension	Number of Cancelled Clubs	Average Cancelled Club Age	Members Lost Due to Cancellation	% of Clubs Cancelled for Non-Financial Reasons	
63	0	0	0	1,025	124	129	-5	-0.49%	1,032	16	68%	41%	0%	0%	0	0%	0	0	0	0%	

* - P - Priority Club. Cancellation Reasons: 1-Objectives/conduct, 2-Non-active club, 5-Non-existing club, 6-Disbanding, 7-Merger, 8-Financial Suspension, 9-District/Multiple District Dues.

** - Abbreviation: P-President, S-Secretary, T-Treasurer, M-Member Chairperson, VP-First Vice President, MC-Communications Chairperson, SC-Service Chairperson

*** - Abbreviation: N/R - Never reported using the Lions Clubs website, N/A - Not applicable, No password registered for the Lions Clubs website.

**** - Abbreviation: N - New, IP - Immediate Past, R - Repeat.



Club Health Assessment for District 201Q3 through May 2025

			Status	Membership							Reports					Finance		LCIF
Club Number	Club Name	Charter Date		Current Member Count	YTD Members Added	YTD Members Dropped	YTD Net Growth	YTD Net Growth%	Member Count 12 Months Ago	Avg. length of service for dropped members	Months Since Last MMR ***	Yrs. Since Last Officer Report	President Rotation	Vice President Reported ****	Months Since Last Activity Report ***	Account Balance	Donations for current Fiscal Year	
			Number of times on status quo within last two years	If below 15 members appears				If net loss is greater than 20% appears			If no report in 3 months appears in	When more than one year appears in	Number of repeat terms	Notes the officers that do not have an active	If no report at 12 months appears in red			
Clubs less than two years old																		
157850	Caboolture North	04/04/2024	Active	21	4	3	1	5.00%	21	1	1			VP	0		\$65.72	
Clubs more than two years old																		
32384	ALBANY CREEK	06/15/1976	Active	16	3	0	3	23.08%	14		0			N	1		\$27.11	
	Exc Award (06/30/2022)																	
22697	ASHGROVE THE GAP INC.	03/05/1968	Active	42	3	1	2	5.00%	40	10	1			R	0		\$1,901.99	
	Exc Award (06/30/2016, 06/30/2019, 06/30/20																	
22686	BEERWAH	05/17/1967	Active	16	1	4	-3	-15.79%	19	15	0		4	N	6			
139581	Blackall Range	08/23/2019	Active	31	4	1	3	10.71%	30	0	0			R	0		\$2,250.08	
	Exc Award (06/30/2022, 06/30/2023)																	
36016	BOONDALL	08/16/1978	Active	12	6	4	2	20.00%	10	5	0		11	VP,SC	0			
36244	BRACKENRIDGE CENTRAL L C	11/22/1978	Active	37	2	0	2	5.71%	35		0		None	P,M,VP,SC	0		\$265.68	
	Exc Award (06/30/2024)																	
22687	BRIEBIE ISLAND	03/19/1970	Active	31	5	6	-1	-3.13%	32	14	0		3	N M	2		\$678.21	
54865	BRISBANE BRAMBLE BAY	09/10/1993	Active	14	0	0	0	0.00%	14		12		3	R	3		\$284.94	
39444	BRISBANE BUNYA	02/12/1981	Active	46	8	6	2	4.55%	44	21	0			N	0		\$1,454.42	
	Exc Award (06/30/2018, 06/30/2019, 06/30/20																	
105492	BRISBANE INNER NORTH	05/26/2009	Active	32	5	1	4	14.29%	29	5	0			N SC	2		\$293.69	
	Exc Award (06/30/2020, 06/30/2022, 06/30/20																	
22694	BRISBANE METROPOLITAN	07/06/1964	Active	18	2	2	0	0.00%	18	3	2			R M,SC	22			
	Exc Award (06/30/2017)																	
22701	BRISBANE NUNDAH	03/25/1969	Active	13	3	1	2	18.18%	12	55	4		6	VP,SC	1			
23063	BRISBANE OXLEY SHERWOOD	10/04/1962	Active	14	1	2	-1	-6.67%	15	5	0		2	R	0		\$319.81	
	Exc Award (06/30/2019, 06/30/2021)																	
37261	BRISBANE WEST	06/06/1979	Active	26	4	5	-1	-3.70%	27	4	2			N M,SC	10			
22704	CALOUNDRA	02/02/1957	Active	29	3	1	2	7.41%	30	7	4			N	0		\$3,198.60	
	Exc Award (06/30/2023)																	



Club Health Assessment for District 201Q3 through May 2025

Club Number	Club Name	Charter Date	Status	Membership							Reports					Finance	LCIF
				Current Member Count	YTD Members Added	YTD Members Dropped	YTD Net Growth	YTD Net Growth%	Member Count 12 Months Ago	Avg. length of service for dropped members	Months Since Last MMR ***	Yrs. Since Last Officer Report	President Rotation	Vice President Reported ****	Months Since Last Activity Report ***	Account Balance	Donations for current Fiscal Year
			Number of times on status quo within last two years	If below 15 members appears				If net loss is greater than 20% appears			If no report in 3 months appears in	When more than one year appears in	Number of repeat terms	Notes the officers that do not have an active	If no report at 12 months appears in red		
133864	Caloundra West	02/21/2018	Active	15	3	5	-2	-11.76%	17	14	0		None	R P	0		
66670	CECIL PLAINS	09/26/2002	Active	25	3	0	3	13.64%	22		2			R SC	0		\$639.63
	Exc Award (06/30/2023)																
22241	CHARLEVILLE	06/05/1973	Active	19	6	0	6	46.15%	13		6		2	VP,SC	6		
22242	CHINCHILLA	06/22/1965	Active	19	0	1	-1	-5.00%	21	5	1			P,VP,SC	0		
22243	CLIFTON	09/14/1967	Active	12	5	4	1	9.09%	13	2	0			N S,M,SC	0		\$155.68
	Exc Award (06/30/2022, 06/30/2023)																
29649	CROWS NEST	07/15/1974	Active	12	2	0	2	20.00%	9		1			N	0		\$727.48
	Exc Award (06/30/2023, 06/30/2024)																
22245	DALBY	02/14/1959	Active	47	3	9	-6	-11.32%	53	3	0			N	0		\$2,262.78
	Exc Award (06/30/2019, 06/30/2023)																
41557	DAYBORO	06/11/1982	Active	24	3	1	2	9.09%	22	9	0			M,VP	5		
33045	DECEPTION BAY	11/23/1976	Active	22	1	2	-1	-4.35%	21	2	0			VP	1		
22708	ENOGGERA	02/17/1965	Active	10	1	2	-1	-9.09%	11	4	3		2	VP,SC	24+		
48675	ESK	06/02/1988	Active	10	0	1	-1	-9.09%	11	9	1		2	M,VP,SC	8		\$129.70
82852	FERNVALE	06/28/2004	Active	20	5	5	0	0.00%	20	3	0			N SC	0		\$940.04
54931	FOREST LAKE	10/15/1993	Active	19	1	5	-4	-17.39%	23	16	0			VP	0		
22246	GATTON	04/03/1968	Active	9	0	0	0	0.00%	9		2		10	M,VP	8		
22709	GOLDEN VALLEY KEPERRA	06/12/1972	Active	77	28	12	16	26.23%	54	3	1			N	1		\$2,047.38
	Exc Award (06/30/2020, 06/30/2023, 06/30/2024)																
48184	HIGHFIELDS NORTH	02/15/1988	Active	14	4	3	1	7.69%	13	14	1			N M,SC	2		\$2,025.60
	EASTERN DOWNS																
29597	INALA	06/26/1974	Active	17	0	1	-1	-5.56%	21	35	4		None	N P	0		\$502.44
22249	IPSWICH	03/28/1962	Active	21	3	1	2	10.53%	22	0	2		2	VP	0		\$4,247.72
	Exc Award (06/30/2020, 06/30/2023)																
22250	IPSWICH REDBNK-GOODNA	03/12/1973	Active	11	0	0	0	0.00%	11		14		4	S,T,M,VP,SC	24+		
37083	JANDOWAE	05/09/1979	Active	5	1	0	1	25.00%	4		1		6	N	24+		\$1,000.07



Club Health Assessment for District 201Q3 through May 2025

			Status	Membership						Reports					Finance		LCIF
Club Number	Club Name	Charter Date		Current Member Count	YTD Members Added	YTD Members Dropped	YTD Net Growth	YTD Net Growth%	Member Count 12 Months Ago	Avg. length of service for dropped members	Months Since Last MMR ***	Yrs. Since Last Officer Report	President Rotation	Vice President Reported ****	Months Since Last Activity Report ***	Account Balance	Donations for current Fiscal Year
			Number of times on status quo within last two years	If below 15 members appears				If net loss is greater than 20% appears			If no report in 3 months appears in	When more than one year appears in	Number of repeat terms	Notes the officers that do not have an active	If no report at 12 months appears in red		
22711	KALLANGUR	03/13/1969	Active	36	1	0	1	2.86%	36		1			N	1		\$2,070.11
Exc Award (06/30/2022, 06/30/2024)																	
37708	KILCOY	11/19/1979	Active	12	2	0	2	20.00%	10		5			IP	M	1	\$663.66
29651	LAIDLEY	07/15/1974	Active	9	0	2	-2	-18.18%	11	1	0		6	R	SC	0	
40260	LAKE CURRIMUNDI-KAWANA	07/07/1981	Active	12	0	2	-2	-14.29%	12	3	3			R	SC	2	\$825.20
Exc Award (06/30/2024)																	
22254	LOWOOD	01/03/1974	Active	27	2	3	-1	-3.57%	27	6	0		2	R	M,SC	2	
42572	MALENY BLACKALL RANGE	04/15/1983	Active	34	5	7	-2	-5.56%	40	6	0			N	M	0	\$985.77
Exc Award (06/30/2020)																	
22257	MILLMERRAN	10/11/1967	Active	16	1	2	-1	-5.88%	17	10	1			R	M,VP,SC	0	
132869	Mooloolah Valley	10/19/2017	Active	18	1	0	1	5.88%	17		1		5		M,VP	1	\$1,306.34
Exc Award (06/30/2020)																	
45330	MORAYFIELD & DISTRICT	08/26/1985	Active	37	3	4	-1	-2.63%	37	7	1			N	SC	1	\$1,913.28
Exc Award (06/30/2016, 06/30/2018)																	
99716	NORTH LAKES	06/27/2007	Active	24	0	1	-1	-4.00%	27	5	1		2	N	M	1	\$941.41
Exc Award (06/30/2018)																	
22260	OAKEY	08/03/1960	Active	14	6	3	3	27.27%	11	20	0		5	N	M,VP,SC	6	
22715	PINE RIVERS	03/28/1957	Active	15	0	8	-8	-34.78%	23	16	0			N		2	\$310.80
22262	PITTSWORTH	03/30/1965	Active	23	0	0	0	0.00%	21		2				VP	0	\$1,133.09
Exc Award (06/30/2017)																	
38193	REDCLIFFE CENTRAL	03/06/1980	Active	29	3	0	3	11.54%	27		1		2	N		0	\$943.47
Exc Award (06/30/2023)																	
50930	REDCLIFFE KIPPA-RING	09/10/1990	Active	17	1	0	1	6.25%	16		4			N	SC	4	
Exc Award (06/30/2017)																	
22263	ROMA	01/22/1967	Active	23	3	0	3	15.00%	21		0			N		7	\$328.59
66575	SAMFORD	08/27/2002	Cancelled(6*)	0	0	6	-6	-100.00%	16	12	2		None		P,S,T,M,VP SC	6	
Exc Award (06/30/2020)																	
127041	Sandstone Point	03/14/2016	Active	36	3	3	0	0.00%	34	3	0			N		2	\$1,000.48



Club Health Assessment for District 201Q3 through May 2025

			Status	Membership							Reports					Finance		LCIF
Club Number	Club Name	Charter Date		Current Member Count	YTD Members Added	YTD Members Dropped	YTD Net Growth	YTD Net Growth%	Member Count 12 Months Ago	Avg. length of service for dropped members	Months Since Last MMR ***	Yrs. Since Last Officer Report	President Rotation	Vice President Reported ****	Months Since Last Activity Report ***	Account Balance	Donations for current Fiscal Year	
			Number of times on status quo within last two years	If below 15 members appears			If net loss is greater than 20% appears				If no report in 3 months appears in	When more than one year appears in	Number of repeat terms		Notes the officers that do not have an active	If no report at 12 months appears in red		
Exc Award (06/30/2017, 06/30/2018, 06/30/2020)																		
22268	TAROOM	10/18/1966	Active	12	1	3	-2	-14.29%	14	16	1		2	R	M	0		\$1,489.02
133191	Teneriffe	11/20/2017	Active	36	9	5	4	12.50%	30	4	0		2		P,VP,SC	12		
Exc Award (06/30/2021)																		
22271	TOOWOOMBA	04/23/1954	Active	19	3	2	1	5.56%	18	30	2			N		1		
22272	TOOWOOMBA CITY	02/22/1966	Active	13	0	1	-1	-7.14%	14	11	2			N		0		\$228.61
Exc Award (06/30/2023)																		
22273	TOOWOOMBA WEST	01/21/1963	Active	55	3	2	1	1.85%	55	3	3			N		2		\$1,310.00
Exc Award (06/30/2016, 06/30/2017, 06/30/2020)																		
34881	TOOWOOMBA WILSONTON	12/13/1977	Active	28	5	2	3	12.00%	25	9	0			N		0		\$657.18
Exc Award (06/30/2020, 06/30/2023)																		
131147	Wamuran	06/02/2017	Active	20	0	8	-8	-28.57%	28	6	1			R	SC	0		
Exc Award (06/30/2024)																		
29230	WANDOAN	04/30/1974	Active	7	0	0	0	0.00%	7		14		3		P,T,M,VP,SC	24		
138623	Warner Qld	06/21/2019	Cancelled(6*)	0	0	0	0	0.00%	2		11	2	None		P,S,T,M,VP SC	6		
124700	Westbrook and District	04/27/2015	Active	18	3	2	1	5.88%	17	10	2			IP	SC	1		\$626.37
106690	WITHCOTT HELIDON	09/28/2009	Active	8	0	1	-1	-11.11%	9	9	3			N	SC	0		
43527	WOODFORD	02/17/1984	Active	26	1	2	-1	-3.70%	28	1	1		3		VP,SC	2		

Clubs Cancelled Previous Fiscal Year – Clubs Cancelled within last 12 months may be reinstated

Club Number	Club Name	Charter Date	Current Status*	Cancellation Date
48484	BEACHMERE	04/25/1988	Cancelled(6*)	04/29/2024
23060	BRISBANE JINDALEE	12/16/1966	Cancelled(6*)	06/29/2024
22717	REDCLIFFE INC	08/01/1956	Cancelled(6*)	07/29/2023



Club Health Assessment for District 201Q3 through May 2025

				Status		Membership								Reports				Finance		LCIF
Club Number	Club Name	Charter Date	Current Member Count			YTD Members Added	YTD Members Dropped	YTD Net Growth	YTD Net Growth%	Member Count 12 Months Ago	Avg. length of service for dropped members	Months Since Last MMR ***	Yrs. Since Last Officer Report	President Rotation	Vice President Reported ****	Months Since Last Activity Report ***	Account Balance	Donations for current Fiscal Year		
				Number of times on status quo within last two years	If below 15 members appears			If net loss is greater than 20% appears			If no report in 3 months appears in		When more than one year appears in	Number of repeat terms	Notes the officers that do not have an active		If no report at 12 months appears in red			
Current Total Clubs Count	YTD New Clubs Count	YTD Cancelled Clubs Count	YTD Net Club Gain	Current Total Members Count	YTD Add	YTD Drop	YTD Net Growth	YTD Net Growth %	Member Count 12 Months Ago	Average Member Count Per Club	% of Clubs with less than 20 members	% No MMR in 3 Months	% No Officer Report in 12 Months	% of Clubs with balance 90+ days	Number of Clubs in Status Quo	% Status Quo Clubs in Financial Suspension	Number of Cancelled Clubs	Average Cancelled Club Age	Members Lost Due to Cancellation	% of Clubs Cancelled for Non-Financial Reasons
64	0	2	-2	1,430	179	158	21	1.49%	1,430	22	53%	20%	0%	0%	0	0%	2	94	6	100%

* - P - Priority Club. Cancellation Reasons: 1-Objectives/conduct, 2-Non-active club, 5-Non-existing club, 6-Disbanding, 7-Merger, 8-Financial Suspension, 9-District/Multiple District Dues.

** - Abbreviation: P-President, S-Secretary, T-Treasurer, M-Member Chairperson, VP-First Vice President, MC-Communications Chairperson, SC-Service Chairperson

*** - Abbreviation: N/R - Never reported using the Lions Clubs website, N/A - Not applicable, No password registered for the Lions Clubs website.

**** - Abbreviation: N - New, IP - Immediate Past, R - Repeat.



Club Health Assessment for District 201Q4 through May 2025

			Status	Membership							Reports					Finance		LCIF
Club Number	Club Name	Charter Date		Current Member Count	YTD Members Added	YTD Members Dropped	YTD Net Growth	YTD Net Growth%	Member Count 12 Months Ago	Avg. length of service for dropped members	Months Since Last MMR ***	Yrs. Since Last Officer Report	President Rotation	Vice President Reported ****	Months Since Last Activity Report ***	Account Balance	Donations for current Fiscal Year	
			Number of times on status quo within last two years	If below 15 members appears				If net loss is greater than 20% appears			If no report in 3 months appears in	When more than one year appears in	Number of repeat terms	Notes the officers that do not have an active	If no report at 12 months appears in red			
Clubs less than two years old																		
157612	Taabinga	03/27/2024	Active	15	3	10	-7	-31.82%	22	1	1		2	T,M,VP,SC	0			
Clubs more than two years old																		
60914	AGNES WATER CAPTAIN COOK 1770	06/22/1998	Active	8	0	0	0	0.00%	8		14		6	T,M,VP,SC	24+			
128039	Australian Motorhoming	06/30/2016	Active	15	5	2	3	25.00%	12	8	0		2	T,VP,SC	0		\$38.04	
Exc Award (06/30/2017, 06/30/2018)																		
23054	BARGARA	03/10/1971	Active	25	2	1	1	4.17%	25	1	1		2	R	1		\$164.31	
Exc Award (06/30/2024)																		
37528	BIGGENDEN	09/18/1979	Active	4	0	0	0	0.00%	4		2		2	T,VP,SC	13			
78807	BLACKBUTT BENARKIN	04/26/2004	Active	25	8	0	8	47.06%	18		2			N	0		\$258.63	
23016	BLACKWATER	02/01/1968	Active	5	3	3	0	0.00%	5	1	1			N	0			
40795	BLUFF	01/08/1982	Active	6	0	0	0	0.00%	6		1		3	P,VP,SC	24+			
39293	BOYNE ISLAND	01/12/1981	Active	31	3	4	-1	-3.13%	32	9	1		4	VP,SC	2		\$1,306.34	
36921	BOYNE VALLEY L C	04/18/1979	Cancelled(6*)	0	0	0	0	0.00%	0		14	1	None	P,S,T,M,VP SC	24+			
22702	BUDERIM	09/12/1967	Active	35	5	0	5	16.67%	31		1			N	0			
23068	BUNDABERG	10/14/1964	Active	18	0	0	0	0.00%	21		2			N	0		\$164.30	
23069	BUNDABERG HINKLER	02/19/1970	Active	21	4	1	3	16.67%	22	1	2		2	N	0		\$164.31	
Exc Award (06/30/2024)																		
29659	BUNDABERG NORTH BUNDABERG	07/23/1974	Active	12	2	1	1	9.09%	11	0	0		5	VP	2		\$1,191.82	
23018	CALLIDE VALLEY	11/03/1962	Active	11	0	2	-2	-15.38%	13	24	1		12	VP,SC	0		\$997.81	
36152	COOLUM BEACH	10/25/1978	Active	25	3	0	3	13.64%	22		0			R	4			
22706	COOROY POMONA L C	05/05/1972	Active	24	1	1	0	0.00%	24	11	2			N	3			
Exc Award (06/30/2023)																		
31709	DYSART	02/16/1976	Active	10	0	0	0	0.00%	10		14		13	VP,SC	4			
33890	EIDSVOLD	05/05/1977	Active	7	1	1	0	0.00%	7	7	0		3	VP	3			
23025	EMERALD	08/06/1966	Active	18	1	4	-3	-14.29%	21	19	0		4	R	13			



Club Health Assessment for District 201Q4 through May 2025

			Status	Membership							Reports					Finance		LCIF
Club Number	Club Name	Charter Date		Current Member Count	YTD Members Added	YTD Members Dropped	YTD Net Growth	YTD Net Growth%	Member Count 12 Months Ago	Avg. length of service for dropped members	Months Since Last MMR ***	Yrs. Since Last Officer Report	President Rotation	Vice President Reported ****	Months Since Last Activity Report ***	Account Balance	Donations for current Fiscal Year	
			Number of times on status quo within last two years	If below 15 members appears				If net loss is greater than 20% appears			If no report in 3 months appears in	When more than one year appears in	Number of repeat terms	Notes the officers that do not have appears in an active	If no report at 12 months red			
29968	EMU PARK	11/18/1974	Active	31	0	8	-8	-20.51%	40	3	0		3	R	T	1		
46253	FRASER	05/30/1986	Active	31	6	5	1	3.33%	28	5	0		3		VP,SC	0		
23073	GAYNDAH	06/26/1973	Active	7	0	0	0	0.00%	7		13		7	R		3		
60915	GLENWOOD AND DISTRICT INC	06/22/1998	Active	7	0	0	0	0.00%	7		2				VP	2		
23075	GOOMERI	04/08/1968	Active	7	0	1	-1	-12.50%	8	6	2		None		P,S,M,VP,SC	24+		
36153	GRACEMERE	10/25/1978	Active	9	0	0	0	0.00%	9		11		7		VP,SC	2		
22710	GYMPIE	06/01/1961	Active	32	9	4	5	18.52%	27	5	0				VP,SC	5		\$1,002.20
38348	GYMPIE SOUTH	04/27/1980	Active	19	1	0	1	5.56%	17		1				VP,SC	2		\$622.73
23076	HERVEY BAY LIONS CLUB	12/07/1965	P- Active	0	2	6	-4	-100.00%	4	1	8		None		P,S,T,M,VP SC	10		
23077	KINGAROY	12/03/1964	Active	26	3	2	1	4.00%	25	0	6			N		0		\$311.37
23034	LONGREACH	10/10/1970	Active	14	0	0	0	0.00%	13		11		2		M,VP,SC	5		
143667	Longreach Thomson River	11/23/2020	Active	13	0	4	-4	-23.53%	17	1	8				VP,SC	8		
40261	MARLBOROUGH & DISTRICT	07/17/1981	Active	8	1	5	-4	-33.33%	12	1	0		2		VP	1		
Exc Award (06/30/2024)																		
68894	MAROOCHY NORTH SHORE	06/13/2003	Active	28	0	7	-7	-20.00%	34	2	0		2	R		0		\$639.96
43256	MARY VALLEY	12/02/1983	Active	11	0	0	0	0.00%	11		14		None		P,S,T,M,VP SC	8		
23078	MARYBOROUGH	02/13/1963	Active	18	0	0	0	0.00%	18		13		2	N		3		
34987	MARYBOROUGH GRANVILLE	01/20/1978	Active	8	0	0	0	0.00%	8		13		2		VP,SC	24+		
46549	MARYBOROUGH MARY RIVER INC	09/05/1986	Active	12	1	7	-6	-33.33%	20	4	0		3		VP,SC	24+		
23079	MIRIAM VALE	07/07/1971	Active	8	0	0	0	0.00%	8		14		None		P,S,T,M,VP SC	24+		
28203	MONTO	03/25/1974	Active	4	0	0	0	0.00%	4		13		12		P,S,T,M,VP SC	24+		
30288	MOOLOOLABA	02/13/1975	Active	16	0	4	-4	-20.00%	20	15	1			N		6		\$10,670.91
34048	MOORE PARK	06/08/1977	Active	18	2	8	-6	-25.00%	24	10	2			R	P,S,T,M,SC	3		\$164.30
23023	MOURA	09/13/1967	Active	10	0	0	0	0.00%	12		11		3	R	M,SC	8		
43783	MUNDUBBERA	04/10/1984	Active	9	0	0	0	0.00%	7		12		6		VP	1		



Club Health Assessment for District 201Q4 through May 2025

			Status	Membership							Reports					Finance		LCIF
Club Number	Club Name	Charter Date		Current Member Count	YTD Members Added	YTD Members Dropped	YTD Net Growth	YTD Net Growth%	Member Count 12 Months Ago	Avg. length of service for dropped members	Months Since Last MMR ***	Yrs. Since Last Officer Report	President Rotation	Vice President Reported ****	Months Since Last Activity Report ***	Account Balance	Donations for current Fiscal Year	
			Number of times on status quo within last two years	If below 15 members appears				If net loss is greater than 20% appears			If no report in 3 months appears in	When more than one year appears in	Number of repeat terms	Notes the officers that do not have an active	If no report at 12 months appears in red			
23081	MURGON	01/22/1973	Active	9	1	0	1	12.50%	8		1		3	R P,VP	24+			
36655	NAMBOUR AND DISTRICT	02/28/1979	Active	12	3	0	3	33.33%	9		1		3	VP,SC	3			
23082	NANANGO	01/21/1956	Active	17	3	2	1	6.25%	17	2	1			P,M,VP,SC	4		\$1,556.40	
28157	NOOSA HEADS	03/08/1974	Active	13	0	1	-1	-7.14%	14	13	9		2	R P	20			
40665	PROSTON & DIST	12/22/1981	Active	6	0	1	-1	-14.29%	7	10	2		4	T,VP,SC	7			
23043	ROCKHAMPTON	03/25/1961	Active	10	0	1	-1	-9.09%	11	1	0		3	P,M,VP,SC	11			
23044	ROCKHAMPTON FITZROY RIVER	11/03/1962	Active	46	5	1	4	9.52%	42	1	0			N	0		\$2,913.90	
	Exc Award (06/30/2023, 06/30/2024)																	
23045	SPRINGSURE	01/15/1974	Active	15	1	2	-1	-6.25%	16	2	0		5	R M,SC	24+			
22720	TEWANTIN NOOSA L C	04/04/1967	Active	41	3	8	-5	-10.87%	46	8	2			N	0		\$622.73	
	Exc Award (06/30/2024)																	
40664	THE CAVES & DISTRICT	12/21/1981	Active	19	2	3	-1	-5.00%	21	8	0			N	0			
41384	THEODORE	05/13/1982	Active	9	0	1	-1	-10.00%	10	6	9			VP	0			
46751	TIARO & DIST	12/22/1986	Active	15	7	2	5	50.00%	10	7	0			P,M,VP,SC	24+			
36829	TIN CAN BAY	03/30/1979	Active	6	3	2	1	20.00%	5	2	1		4	S,T,M,VP,SC	13			
23087	WONDAI	09/11/1956	Active	14	4	0	4	40.00%	9		4		3	T,VP,SC	4			
38698	WOOROOLIN	06/23/1980	Active	15	0	0	0	0.00%	15		1		2	R	10			
23052	YEPPOON	03/29/1967	Active	41	2	3	-1	-2.38%	42	27	0		2	VP,SC	0		\$3,113.66	
	Exc Award (06/30/2021)																	

Clubs Cancelled Previous Fiscal Year – Clubs Cancelled within last 12 months may be reinstated

Club Number	Club Name	Charter Date	Current Status*	Cancellation Date
23074	GIN GIN	03/19/1968	Cancelled(6*)	06/29/2024
29862	ROCKHAMPTON MOUNT ARCHER	10/15/1974	Cancelled(6*)	07/29/2023
29930	WINTON	11/08/1974	Cancelled(6*)	06/29/2024



Club Health Assessment for District 201Q4 through May 2025

Club Number			Club Name			Charter Date			Status					Membership					Reports					Finance		LCIF
									Current Member Count	YTD Members Added	YTD Members Dropped	YTD Net Growth	YTD Net Growth%	Member Count 12 Months Ago	Avg. length of service for dropped members	Months Since Last MMR ***	Yrs. Since Last Officer Report	President Rotation	Vice President Reported ****	Months Since Last Activity Report ***	Account Balance	Donations for current Fiscal Year				
									Number of times on status quo within last two years	If below 15 members appears			If net loss is greater than 20% appears			If no report in 3 months appears in			When more than one year appears in	Number of repeat terms	Notes the officers that do not have an active			If no report at 12 months appears in red		
Current Total Clubs Count	YTD New Clubs Count	YTD Cancelled Clubs Count	YTD Net Club Gain	Current Total Members Count	YTD Add	YTD Drop	YTD Net Growth	YTD Net Growth %	Member Count 12 Months Ago	Average Member Count Per Club	% of Clubs with less than 20 members	% No MMR in 3 Months	% No Officer Report in 12 Months	% of Clubs with balance 90+ days	Number of Clubs in Status Quo	% Status Quo Clubs in Financial Suspension	Number of Cancelled Clubs	Average Cancelled Club Age	Members Lost Due to Cancellation	% of Clubs Cancelled for Non-Financial Reasons						
59	0	1	-1	949	100	118	-18	-1.86%	976	16	75%	31%	0%	0%	0	0%	1	200	0	100%						

* - P - Priority Club. Cancellation Reasons: 1-Objectives/conduct, 2-Non-active club, 5-Non-existing club, 6-Disbanding, 7-Merger, 8-Financial Suspension, 9-District/Multiple District Dues.

** - Abbreviation: P-President, S-Secretary, T-Treasurer, M-Member Chairperson, VP-First Vice President, MC-Communications Chairperson, SC-Service Chairperson

*** - Abbreviation: N/R - Never reported using the Lions Clubs website, N/A - Not applicable, No password registered for the Lions Clubs website.

**** - Abbreviation: N - New, IP - Immediate Past, R - Repeat.



Club Health Assessment for District 201C1 through May 2025

			Status	Membership							Reports					Finance		LCIF
Club Number	Club Name	Charter Date		Current Member Count	YTD Members Added	YTD Members Dropped	YTD Net Growth	YTD Net Growth%	Member Count 12 Months Ago	Avg. length of service for members	Months Since Last MMR ***	Yrs. Since Last Officer Report	President Rotation	Vice President Reported ****	Months Since Last Activity Report ***	Account Balance	Donations for current Fiscal Year	
			Number of times on status quo within last two years	If below 15 members appears				If net loss is greater than 20% appears			If no report in 3 months appears in	When more than one year appears in	Number of repeat terms	Notes the officers that do not have an active	If no report at 12 months appears in red			
Clubs less than two years old																		
180498	Adelaide Filipino	02/09/2025	Active	36	37	1	36	100.00%	0	0	1			N	0			
Clubs more than two years old																		
22644	ADELAIDE HELLENIC	06/23/1972	Active(1)	22	0	0	0	0.00%	22		2		2	R	SC	1	\$939.56	
34684	ADELAIDE ITALIAN	11/29/1977	Active	26	0	0	0	0.00%	26		10			N	SC	10		
59922	ADELAIDE WEST	08/29/1997	Active(1)	5	0	0	0	0.00%	5		10		15		P,M,VP,SC	24+		
47658	ANGASTON & DIST	07/31/1987	Active	16	0	0	0	0.00%	15		2				M,VP,SC	0		
	Exc Award (06/30/2023)																	
123087	Angle Vale	09/08/2014	Active	18	4	1	3	20.00%	15	4	0			N	M,SC	0		
	Exc Award (06/30/2018)																	
32967	ATHELSTONE-ROSTREVOR	11/04/1976	Active	16	0	4	-4	-20.00%	20	7	4		2		VP,SC	0		
	Exc Award (06/30/2021)																	
22817	BALAKLAVA & DISTRICT L C	05/12/1970	Active	16	3	2	1	6.67%	17	3	1		2	R	SC	0		
22646	BAROSSA VALLEY L C	06/26/1967	Active	32	2	3	-1	-3.03%	34	6	1		2		VP,SC	0	\$1,000.00	
35966	BOOLEROO CENTRE & DISTRICTS LC	07/07/1978	Active	12	2	0	2	20.00%	10		1			R	P,M,VP,SC	0		
22651	BURNSIDE	05/04/1962	Active	22	1	2	-1	-4.35%	23	13	2		2		VP,SC	0	\$498.91	
31370	BUTE & DISTRICTS	11/10/1975	Active	24	1	2	-1	-4.00%	25	7	7				VP	14		
22860	CHARLES STURT WOODVILLE HINDMA	03/06/1964	Active	14	1	2	-1	-6.67%	15	4	2		2		VP,SC	0		
22643	CITY OF ADELAIDE	07/01/1961	Active	49	3	6	-3	-5.77%	55	6	0		None	R	P,T	0	\$75.00	
22820	CLARE DISTRICT L C	05/20/1968	Active	46	0	3	-3	-6.12%	44	16	1			R		1	\$653.17	
34988	CLEVE DISTRICT L C	01/16/1978	Active	17	0	0	0	0.00%	17		1		3	R	SC	14		
38349	COWELL	04/22/1980	Active	23	8	3	5	27.78%	18	2	1			N	M,SC	15	\$339.11	
31372	CUMMINS & DISTRICT	11/18/1975	Active	16	0	1	-1	-5.88%	21	25	2		5		P,VP,SC	24+		
22824	ELIZABETH PLAYFORD	02/25/1963	Active	33	4	3	1	3.13%	33	12	0		2	N		0	\$864.18	
	Exc Award (06/30/2018, 06/30/2020, 06/30/2022)																	
22655	GAWLER	09/12/1967	Active	19	6	6	0	0.00%	18	2	1				M,VP	0	90+ Days \$657.18	




Club Health Assessment for District 201C1 through May 2025

			Status	Membership							Reports					Finance		LCIF
Club Number	Club Name	Charter Date		Current Member Count	YTD Members Added	YTD Members Dropped	YTD Net Growth	YTD Net Growth%	Member Count 12 Months Ago	Avg. length of service for dropped members	Months Since Last MMR ***	Yrs. Since Last Officer Report	President Rotation	Vice President Reported ****	Months Since Last Activity Report ***	Account Balance	Donations for current Fiscal Year	
			Number of times on status quo within last two years	If below 15 members appears					If net loss is greater than 20% appears			If no report in 3 months appears in	When more than one year appears in	Number of repeat terms	Notes the officers that do not have an active	If no report at 12 months red		
Exc Award (06/30/2023, 06/30/2024)																		
22656	GILBERT VALLEY	08/27/1969	Active	16	5	2	3	23.08%	17	33	0				VP,SC	0		
Exc Award (06/30/2024)																		
37086	GILLES PLAINS	05/14/1979	Active	19	1	1	0	0.00%	21	50	1		2	R	M,SC	0		\$1,297.14
Exc Award (06/30/2018, 06/30/2023)																		
38194	GLENSIDE	03/18/1980	Active	27	3	5	-2	-6.90%	29	8	0		2		VP	0		
49899	GOLDEN GROVE	10/09/1989	Active	26	7	16	-9	-25.71%	36	7	0		3		VP,SC	0		\$1,985.12
Exc Award (06/30/2021)																		
22833	JAMESTOWN	06/15/1967	Active(1)	23	5	3	2	9.52%	21	23	2				VP,SC	14		
22834	KADINA	09/28/1967	Active	14	2	4	-2	-12.50%	16	8	2		2	R	M	3		
22836	KIMBA	04/25/1972	Active	7	5	7	-2	-22.22%	9	4	0		2		M,VP,SC	2		\$622.73
35229	LOCK	03/08/1978	Active	7	2	2	0	0.00%	7	20	0		3		VP,SC	1		
34133	MAITLAND & DISTRICT L C	06/16/1977	Status Quo(1)	7	3	4	-1	-12.50%	8	5	1		2		P,S,M,VP,SC	23	90+ Days	
39445	MALLALA & DISTRICT L C	02/12/1981	Active(1)	29	1	2	-1	-3.33%	31	8	0		2	R	SC	2		
31580	MODBURY	01/23/1976	Active	12	1	2	-1	-7.69%	13	13	2		11	R		1	90+ Days	
22839	MOONTA	01/15/1970	Status Quo(1)	17	6	4	2	13.33%	16	12	1				VP	24+	90+ Days	
22671	ONKAPARINGA L C	06/19/1967	Active	26	2	0	2	8.33%	24		4			N		0	90+ Days	\$1,252.74
37860	ORROROO & DISTRICT L C	12/19/1979	Active	11	0	0	0	0.00%	11		3		8		P,M,VP,SC	24+		
51366	PARALOWIE	02/28/1991	Active	27	2	0	2	8.00%	24		3		6		M,VP	5		\$1,314.36
Exc Award (06/30/2018)																		
37483	PETERBOROUGH & DISTRICT L C	08/08/1979	Active	14	1	2	-1	-6.67%	15	19	8				VP,SC	0		
22843	PORT AUGUSTA	11/21/1966	Active	32	3	3	0	0.00%	32	18	2				VP,SC	0		\$2,724.57
22845	PORT LINCOLN	05/27/1965	Active	26	6	6	0	0.00%	26	12	0				VP,SC	22		
Exc Award (06/30/2018, 06/30/2019)																		
22846	PORT PIRIE	08/07/1965	Active	18	0	2	-2	-10.00%	19	14	0		2		M,VP,SC	9		\$1,201.89
22847	PROSPECT-BLAIR ATHOL L C	01/28/1964	Status Quo(1)	24	0	0	0	0.00%	24		1		11	R		15	90+ Days	\$1,328.64



Club Health Assessment for District 201C1 through May 2025

			Status	Membership							Reports					Finance		LCIF
Club Number	Club Name	Charter Date		Current Member Count	YTD Members Added	YTD Members Dropped	YTD Net Growth	YTD Net Growth%	Member Count 12 Months Ago	Avg. length of service for dropped members	Months Since Last MMR ***	Yrs. Since Last Officer Report	President Rotation	Vice President Reported ****	Months Since Last Activity Report ***	Account Balance	Donations for current Fiscal Year	
			Number of times on status quo within last two years	If below 15 members appears				If net loss is greater than 20% appears			If no report in 3 months appears in	When more than one year appears in	Number of repeat terms	Notes the officers that do not have an active	If no report at 12 months appears in red			
39294	QUORN	01/19/1981	Active	11	2	0	2	22.22%	9		2		4	P,T,M,VP,SC	24+			
22848	RICHMOND	03/19/1964	Active	27	5	2	3	12.50%	24	12	8		10	T,VP,SC	13		\$6,652.07	
22827	ROCKY RIVER	09/16/1970	Active	16	0	1	-1	-5.88%	16	13	0		2	VP	3			
22849	SALISBURY	04/17/1969	Active	11	2	0	2	22.22%	10		0		2	VP	11			
101834	STANSBURY DALRYMPLE	05/10/2008	Active	17	1	2	-1	-5.56%	19	16	1			VP,SC	1			
22679	TEATREE GULLY	03/04/1964	Active	13	1	0	1	8.33%	13		0			VP,SC	13			
22680	TORRENS VALLEY L C	10/23/1968	Active	24	2	0	2	9.09%	22		4		3	N	0		\$2,861.14	
37746	TUMBY BAY & DISTRICTS L C	11/28/1979	Active	39	3	2	1	2.63%	38	16	2		2	R SC	24+	90+ Days		
22856	WALLAROO	12/16/1971	Active	19	3	3	0	0.00%	19	9	0		5	R SC	0		\$1,000.00	
22857	WEST BEACH	04/15/1964	Active	9	0	1	-1	-10.00%	10	32	2		4	R SC	1		\$690.04	
64114	WEST LAKES SEATON	03/26/2001	Active	15	0	4	-4	-21.05%	19	10	8		4	R T,M,SC	21			
22859	WHYALLA	04/01/1964	Active	16	3	1	2	14.29%	14	43	1			M,VP,SC	1			
29316	WHYALLA MOUNT LAURA	05/03/1974	Active	21	3	0	3	16.67%	18		2			M,VP,SC	0		\$678.21	
31281	WUDINNA	10/14/1975	Active	3	0	0	0	0.00%	3		10		13	VP,SC	5			

Clubs Cancelled Previous Fiscal Year – Clubs Cancelled within last 12 months may be reinstated

Club Number	Club Name	Charter Date	Current Status*	Cancellation Date
109120	NORWOOD	08/24/2010	Cancelled(6*)	01/29/2024

Current Total Clubs Count	YTD New Clubs Count	YTD Cancelled Clubs Count	YTD Net Club Gain	Current Total Members Count	YTD Add	YTD Drop	YTD Net Growth	YTD Net Growth %	Member Count 12 Months Ago	Average Member Count Per Club	% of Clubs with less than 20 members	% No MMR in 3 Months	% No Officer Report in 12 Months	% of Clubs with balance 90+ days	Number of Clubs in Status Quo	% Status Quo Clubs in Financial Suspension	Number of Cancelled Clubs	Average Cancelled Club Age	Members Lost Due to Cancellation	% of Clubs Cancelled for Non-Financial Reasons
54	1	0	1	1,085	152	120	32	3.04%	1,066	20	57%	22%	0%	13%	3	100%	0	0	0	0%



Club Health Assessment for District 201C1 through May 2025

			Status	Membership							Reports					Finance	LCIF
Club Number	Club Name	Charter Date		Current Member Count	YTD Members Added	YTD Members Dropped	YTD Net Growth	YTD Net Growth%	Member Count 12 Months Ago	Avg. length of service for dropped members	Months Since Last MMR ***	Yrs. Since Last Officer Report	President Rotation	Vice President Reported ****	Months Since Last Activity Report ***	Account Balance	Donations for current Fiscal Year
			Number of times on status quo within last two years	If below 15 members appears				If net loss is greater than 20% appears			If no report in 3 months appears in	When more than one year appears in	Number of repeat terms	Notes the officers that do not have an active	If no report at 12 months appears in red		

* - P - Priority Club. Cancellation Reasons: 1-Objectives/conduct, 2-Non-active club, 5-Non-existing club, 6-Disbanding, 7-Merger, 8-Financial Suspension, 9-District/Multiple District Dues.
** - Abbreviation: P-President, S-Secretary, T-Treasurer, M-Member Chairperson, VP-First Vice President, MC-Communications Chairperson, SC-Service Chairperson
*** - Abbreviation: N/R - Never reported using the Lions Clubs website, N/A - Not applicable, No password registered for the Lions Clubs website.
**** - Abbreviation: N - New, IP - Immediate Past, R - Repeat.



Club Health Assessment for District 201C2 through May 2025

			Status	Membership							Reports					Finance		LCIF
Club Number	Club Name	Charter Date		Current Member Count	YTD Members Added	YTD Members Dropped	YTD Net Growth	YTD Net Growth%	Member Count 12 Months Ago	Avg. length of service for dropped members	Months Since Last MMR ***	Yrs. Since Last Officer Report	President Rotation	Vice President Reported ****	Months Since Last Activity Report ***	Account Balance	Donations for current Fiscal Year	
			Number of times on status quo within last two years	If below 15 members appears				If net loss is greater than 20% appears			If no report in 3 months appears in	When more than one year appears in	Number of repeat terms	Notes the officers that do not have an active	If no report at 12 months red			
Clubs more than two years old																		
77527	ABERFOYLE & DISTRICTS	09/04/2003	Active	25	2	5	-3	-10.71%	28	14	2			VP,SC	0		\$3,113.66	
	Exc Award (06/30/2020)																	
137531	Australian Hearing Dogs	03/07/2019	Active	32	3	2	1	3.23%	31	5	2			N	1			
	Exc Award (06/30/2020)																	
22653	BATTUNGA COUNTRY	04/01/1971	Active	17	0	0	0	0.00%	17		2		3	R SC	1			
38919	BEACHPORT-RIVOLI BAY L C	09/10/1980	Active	28	1	4	-3	-9.68%	29	9	1			N SC	1			
22647	BERRI	02/04/1970	Active	25	0	3	-3	-10.71%	30	8	2		2	R S	5		\$1,064.33	
	Exc Award (06/30/2019, 06/30/2020, 06/30/2021)																	
22648	BLACKWOOD	08/05/1965	Active	34	3	6	-3	-8.11%	38	2	1		2	VP,SC	0		\$2,282.90	
143642	Blue Lake City Lioness	11/18/2020	Active	21	1	1	0	0.00%	21	2	0			M,VP,SC	1			
22649	BORDERTOWN	11/16/1968	Active	14	0	3	-3	-17.65%	17	4	10		2	N VP,SC	11			
22818	BRIGHTON	04/18/1966	Active	30	1	0	1	3.45%	31		0			T,M,VP,SC	7		\$1,252.75	
22650	BROKEN HILL	03/13/1961	Active	21	2	1	1	5.00%	21	57	1			N SC	8			
29393	BURONGA GOL GOL & DISTRICTS	05/23/1974	Active	13	0	1	-1	-7.14%	14	10	0			R M,VP,SC	10			
22819	DARWIN CASUARINA	04/17/1973	Active	21	5	11	-6	-22.22%	27	5	0		3	R	0			
22822	DARWIN NIGHTCLIFF	02/18/1971	Status Quo(1)	12	0	0	0	0.00%	11		2			IP SC	24+	90+ Days		
22823	EDWARDSTOWN	05/17/1962	Active	32	4	5	-1	-3.03%	33	12	2			N VP,SC	1		\$626.37	
33971	GAMBIER CITY	05/31/1977	Active	26	0	1	-1	-3.70%	28	1	1		3	R S,M	0		\$1,122.73	
37377	GOOLWA	06/28/1979	Active	34	8	5	3	9.68%	34	10	1			N S,SC	1		\$1,245.46	
22657	HAHNDORF & DISTRICTS L C	08/19/1969	Active	20	1	0	1	5.26%	19		2			N SC	0		\$200.00	
46079	HALLETT COVE & DIST LC	04/21/1986	Active	47	5	8	-3	-6.00%	50	8	0			N M	14			
	Exc Award (06/30/2017, 06/30/2019)																	
44082	IRYMPLE	06/22/1984	Active	17	0	0	0	0.00%	18		2			N	5			
	Exc Award (06/30/2018, 06/30/2020)																	
34683	KALANGADOO & DISTRICT L C	11/23/1977	Status Quo(1)	10	2	0	2	25.00%	8		1		3	R SC	2	90+ Days		



Club Health Assessment for District 201C2 through May 2025

			Status	Membership							Reports					Finance		LCIF
Club Number	Club Name	Charter Date		Current Member Count	YTD Members Added	YTD Members Dropped	YTD Net Growth	YTD Net Growth%	Member Count 12 Months Ago	Avg. length of service for dropped members	Months Since Last MMR ***	Yrs. Since Last Officer Report	President Rotation	Vice President Reported ****	Months Since Last Activity Report ***	Account Balance	Donations for current Fiscal Year	
			Number of times on status quo within last two years	If below 15 members appears	If net loss is greater than 20% appears					If no report in 3 months appears in	When more than one year appears in	Number of repeat terms	Notes the officers that do not have an active	If no report at 12 months appears in red				
22658	KANGAROO ISLAND L C	10/31/1968	Active	38	5	4	1	2.70%	36	23	0		2	M,VP,SC	5			
22659	KAROONDA & DISTRICT L C	01/30/1973	Cancelled(6*)	0	0	8	-8	-100.00%	7	11	4		None	P,S,T,M,VP SC	16			
22660	KEITH	10/02/1968	Active	14	3	3	0	0.00%	14	34	1		2	R P,SC	24+			
22662	KINGSTON	03/06/1964	Active	25	4	2	2	8.70%	23	3	0			N SC	2			
128924	LAMEROO	09/28/2016	Active	30	4	1	3	11.11%	28	8	1			VP,SC	2			
37178	LITCHFIELD	05/30/1979	Active	8	2	2	0	0.00%	9	15	2		8	R	1			
29394	LUCINDALE S A	05/23/1974	Active	40	5	1	4	11.11%	36	1	1			N SC	0			
33970	MANNUM	05/31/1977	Active	27	1	5	-4	-12.90%	30	23	2		2	N M,SC	0		\$310.80	
142372	Marion City	07/24/2020	Active	40	0	2	-2	-4.76%	42	3	2			R	0			
Exc Award (06/30/2023)																		
50293	MCLAREN DISTRICTS	03/13/1990	Active	23	4	4	0	0.00%	22	8	2		2	R SC	1			
22664	MENINGIE & DISTRICTS	03/09/1970	Active	15	2	2	0	0.00%	15	3	2			VP	0			
29928	MERBEIN	11/08/1974	Active	14	0	3	-3	-17.65%	17	22	0		None	P,M,VP,SC	9			
22665	MILDURA	10/13/1966	Active	43	1	4	-3	-6.52%	46	16	0			N M,SC	0			
Exc Award (06/30/2023)																		
22666	MILLICENT	05/11/1964	Active	44	4	4	0	0.00%	44	31	1			N M,SC	0			
Exc Award (06/30/2016, 06/30/2018, 06/30/2020)																		
37085	MORGAN & DISTRICT L C	05/02/1979	Active(1)	16	4	4	0	0.00%	16	1	0			VP,SC	11			
31708	MOUNT BARKER	02/16/1976	Active	20	2	1	1	5.26%	19	1	0		2	R M,SC	18		\$664.32	
22668	MOUNT GAMBIER	02/12/1963	Active	39	5	1	4	11.43%	36	0	0			N	0		\$1,902.64	
Exc Award (06/30/2016, 06/30/2018, 06/30/2020)																		
22669	MURRAY BRIDGE	09/22/1965	Active	18	2	7	-5	-21.74%	23	4	1		2	N M,SC	0		\$622.73	
41385	MURRAY BRIDGE CITY	05/21/1982	Active	11	0	0	0	0.00%	12		2			N T,SC	0		\$130.63	
Exc Award (06/30/2017, 06/30/2018)																		
35621	NAIRNE & DISTRICTS L C	05/17/1978	Active	19	10	4	6	46.15%	16	10	1			N	0			
Exc Award (06/30/2023)																		
22670	NARACORTE	09/21/1964	Active	45	2	1	1	2.27%	40	2	1			N SC	1			




Club Health Assessment for District 201C2 through May 2025

			Status	Membership							Reports					Finance		LCIF
Club Number	Club Name	Charter Date		Current Member Count	YTD Members Added	YTD Members Dropped	YTD Net Growth	YTD Net Growth%	Member Count 12 Months Ago	Avg. length of service for dropped members	Months Since Last MMR ***	Yrs. Since Last Officer Report	President Rotation	Vice President Reported ****	Months Since Last Activity Report ***	Account Balance	Donations for current Fiscal Year	
			Number of times on status quo within last two years	If below 15 members appears				If net loss is greater than 20% appears			If no report in 3 months appears in	When more than one year appears in	Number of repeat terms	Notes the officers that do not have appears in an active	If no report at 12 months red			
22840	NOARLUNGA-MORPHETT VALE L C Exc Award (06/30/2019, 06/30/2020, 06/30/2024)	07/04/1966	Active	41	5	3	2	5.13%	39	7	2			P,M,VP,SC	0		\$188.41	
122389	Palmerston	06/17/2014	Active(1)	11	0	0	0	0.00%	11		4			IP SC	24+			
50981	PARNDANA WESTERN KANGAROO ISLA Exc Award (06/30/2018)	10/02/1990	Active	8	1	2	-1	-11.11%	9	4	2			M,VP,SC	2			
22672	PENOLA Exc Award (06/30/2018)	09/27/1965	Active	14	0	0	0	0.00%	14		1			VP	4		\$314.02	
22673	PINNAROO	04/22/1969	Active	16	0	0	0	0.00%	16		2		N	M,SC	7			
22674	RED CLIFFS	09/24/1968	Active	16	0	2	-2	-11.11%	18	13	2		N	M,VP,SC	13			
22675	RENMARK Exc Award (06/30/2018, 06/30/2024)	02/28/1964	Active	38	5	1	4	11.76%	29	0	0		2	M,VP,SC	0		\$2,820.00	
105379	ROBE AND DISTRICT Exc Award (06/30/2018, 06/30/2021, 06/30/2024)	05/26/2009	Active	30	5	1	4	15.38%	25	4	1		3	R	1		\$6,903.23	
140753	Seaford & Districts	01/17/2020	Active	30	6	6	0	0.00%	32	5	0		4	R SC	0			
22677	STRATHALBYN DISTRICT Exc Award (06/30/2020)	05/20/1968	Active	21	12	7	5	31.25%	17	9	0			T,M,VP,SC	1			
30659	TAILEM BEND Exc Award (06/30/2018)	04/24/1975	Active	22	2	1	1	4.76%	21	0	2		3	M,VP,SC	0		\$155.68	
22854	TENNANT CREEK	11/17/1967	Status Quo(2)	7	0	6	-6	-46.15%	13	14	4			R T,M,SC	20	90+ Days		
31590	TINTINARA	01/22/1976	Active	11	0	7	-7	-38.89%	19	25	6		2	M,VP,SC	5			
22851	VICTOR HARBOR & PORT ELLIOT Exc Award (06/30/2018, 06/30/2024)	02/20/1969	Active	29	0	5	-5	-14.71%	34	17	0		3	N	6		\$2,518.67	
143806	Wattle Range Lioness	12/08/2020	Active	22	1	0	1	4.76%	21		2			VP	5		\$1,279.26	
22852	WILLUNGA & DISTRICTS	08/11/1969	Active	27	4	6	-2	-6.90%	29	3	0		N	SC	0			
44381	YANKALILLA & DISTRICT Exc Award (06/30/2020, 06/30/2023)	11/15/1984	Active	44	1	4	-3	-6.38%	47	7	0			R	1		\$3,425.03	
42574	YULARA AYERS ROCK	04/29/1983	Active	5	0	2	-2	-28.57%	7	13	0			M,VP,SC	4			



Club Health Assessment for District 201C2 through May 2025

			Status	Membership							Reports					Finance	LCIF
Club Number	Club Name	Charter Date		Current Member Count	YTD Members Added	YTD Members Dropped	YTD Net Growth	YTD Net Growth%	Member Count 12 Months Ago	Avg. length of service for dropped members	Months Since Last MMR ***	Yrs. Since Last Officer Report	President Rotation	Vice President Reported ****	Months Since Last Activity Report ***	Account Balance	Donations for current Fiscal Year
			Number of times on status quo within last two years	If below 15 members appears				If net loss is greater than 20% appears			If no report in 3 months appears in	When more than one year appears in	Number of repeat terms	Notes the officers that do not have an active	If no report at 12 months appears in red		

Clubs Cancelled Previous Fiscal Year – Clubs Cancelled within last 12 months may be reinstated

Club Number	Club Name	Charter Date	Current Status*	Cancellation Date
22815	ALICE SPRINGS	09/18/1964	Cancelled(6*)	07/29/2023

Current Total Clubs Count	YTD New Clubs Count	YTD Cancelled Clubs Count	YTD Net Club Gain	Current Total Members Count	YTD Add	YTD Drop	YTD Net Growth	YTD Net Growth %	Member Count 12 Months Ago	Average Member Count Per Club	% of Clubs with less than 20 members	% No MMR in 3 Months	% No Officer Report in 12 Months	% of Clubs with balance 90+ days	Number of Clubs in Status Quo	% Status Quo Clubs in Financial Suspension	Number of Cancelled Clubs	Average Cancelled Club Age	Members Lost Due to Cancellation	% of Clubs Cancelled for Non-Financial Reasons
58	0	1	-1	1,400	140	172	-32	-2.23%	1,437	24	38%	7%	0%	5%	3	100%	1	111	8	100%

* - P - Priority Club. Cancellation Reasons: 1-Objectives/conduct, 2-Non-active club, 5-Non-existing club, 6-Disbanding, 7-Merger, 8-Financial Suspension, 9-District/Multiple District Dues.

** - Abbreviation: P-President, S-Secretary, T-Treasurer, M-Member Chairperson, VP-First Vice President, MC-Communications Chairperson, SC-Service Chairperson

*** - Abbreviation: N/R - Never reported using the Lions Clubs website, N/A - Not applicable, No password registered for the Lions Clubs website.

**** - Abbreviation: N - New, IP - Immediate Past, R - Repeat.



Club Health Assessment for District 201T1 through May 2025

			Status	Membership							Reports					Finance		LCIF
Club Number	Club Name	Charter Date		Current Member Count	YTD Members Added	YTD Members Dropped	YTD Net Growth	YTD Net Growth%	Member Count 12 Months Ago	Avg. length of service for dropped members	Months Since Last MMR ***	Yrs. Since Last Officer Report	President Rotation	Vice President Reported ****	Months Since Last Activity Report ***	Account Balance	Donations for current Fiscal Year	
			Number of times on status quo within last two years	If below 15 members appears				If net loss is greater than 20% appears			If no report in 3 months appears in	When more than one year appears in	Number of repeat terms	Notes the officers that do not have an active	If no report at 12 months appears in red			
Clubs less than two years old																		
155405	Tasmanian Online	08/15/2023	Active	19	3	10	-7	-26.92%	26	2	0			N	S,T,SC	8		
Clubs more than two years old																		
47703	BICHENO	09/08/1987	Active	17	3	2	1	6.25%	16	3	0		5		M,VP,SC	0	\$195.95	
Exc Award (06/30/2024)																		
84241	BOTHWELL AND DISTRICTS	10/05/2004	Active	11	1	2	-1	-8.33%	12	9	1		2		P,M,VP,SC	0		
55951	BRIDPORT	06/30/1994	Active	32	1	0	1	3.23%	30		2			N	M,SC	1	\$1,011.11	
Exc Award (06/30/2023)																		
115631	BRIGHTON	12/06/2011	Active	12	0	0	0	0.00%	12		11		None	R	P,S,M,SC	8		
Exc Award (06/30/2018, 06/30/2019)																		
22339	BURNIE CITY	09/16/1959	Active	9	4	0	4	80.00%	5		2		2		P,M,VP,SC	1	\$996.37	
Exc Award (06/30/2023)																		
47334	BURNIE EMU BAY	05/18/1987	Active	17	1	3	-2	-10.53%	20	8	3				VP,SC	1		
22356	CITY OF LAUNCESTON	10/30/1957	Active	12	1	2	-1	-7.69%	13	17	3		3	R	P,SC	0		
Exc Award (06/30/2022)																		
22343	CLARENCE	02/13/1965	Active	20	1	5	-4	-16.67%	24	10	1		None	N	P,SC	1	\$1,317.84	
Exc Award (06/30/2020, 06/30/2024)																		
41386	DELORAINIE	05/13/1982	Active	18	0	0	0	0.00%	18		10			N	M,SC	5	\$138.01	
31872	DEVONPORT MERSEY	03/09/1976	Active	17	0	4	-4	-19.05%	21	30	1			N	SC	0		
Exc Award (06/30/2024)																		
56951	DODGES FERRY SOUTHERN BEACHES	05/24/1995	Cancelled(6*)	0	0	5	-5	-100.00%	7	20	6		None		P,S,T,M,VP SC	24+		
62992	FLINDERS ISLAND	03/31/2000	Active	8	0	1	-1	-11.11%	9	9	0		2		M,VP,SC	4		
41208	FORTH VALLEY	04/13/1982	Active	24	3	3	0	0.00%	25	2	1		2	R	M,SC	19		
22346	GEORGE TOWN	09/11/1968	Active	28	4	2	2	7.69%	26	23	0		2	N	SC	0		
Exc Award (06/30/2018)																		
32113	GLAMORGAN INC	04/21/1976	Active	8	0	1	-1	-11.11%	9	21	8		5		P,T,M,VP,SC	24+		
22347	GLENORCHY CITY	04/01/1964	Active(1)	18	1	2	-1	-5.26%	21	8	3			R	M,SC	3		



Club Health Assessment for District 201T1 through May 2025

			Status	Membership							Reports					Finance	LCIF
Club Number	Club Name	Charter Date		Current Member Count	YTD Members Added	YTD Members Dropped	YTD Net Growth	YTD Net Growth%	Member Count 12 Months Ago	Avg. length of service for dropped members	Months Since Last MMR ***	Yrs. Since Last Officer Report	President Rotation	Vice President Reported ****	Months Since Last Activity Report ***	Account Balance	Donations for current Fiscal Year
			Number of times on status quo within last two years	If below 15 members appears				If net loss is greater than 20% appears			If no report in 3 months appears in	When more than one year appears in	Number of repeat terms	Notes the officers that do not have an active	If no report at 12 months appears in red		
Exc Award (06/30/2022, 06/30/2023)																	
47529	HADSPEN SOUTH ESK	06/19/1987	Active	17	5	1	4	30.77%	13	8	0		3	VP,SC	0		
Exc Award (06/30/2018)																	
22350	HUON L C	08/13/1968	Active	14	2	0	2	16.67%	11		6		4	N SC	0		
Exc Award (06/30/2023)																	
22351	KENTISH	04/21/1969	Active	31	7	0	7	29.17%	24		0			N SC	0		
22354	KING ISLAND L C	03/28/1969	Active	32	7	3	4	14.29%	28	7	1			R M	0		\$319.81
Exc Award (06/30/2020, 06/30/2023)																	
22353	KINGBOROUGH L C	07/15/1968	Active	41	5	3	2	5.13%	36	29	0			R SC	0		\$2,618.53
Exc Award (06/30/2018, 06/30/2019, 06/30/2020)																	
22358	KINGS MEADOWS	09/22/1970	Active	22	2	1	1	4.76%	25	0	6		2	R SC	0		\$1,271.22
Exc Award (06/30/2023)																	
22355	LATROBE	12/07/1970	Active	12	0	0	0	0.00%	12		14			N P,T,M,VP,SC	0		
22359	LAUNCESTON WINDMILL HILL	09/14/1961	Active	14	1	0	1	7.69%	13		1			N T,M,SC	1		
Exc Award (06/30/2019)																	
48557	LILYDALE	05/10/1988	Active	10	0	1	-1	-9.09%	11	0	9			N P,T,M,SC	0	90+ Days	\$162.12
22367	NEW NORFOLK	08/06/1968	Active	20	4	4	0	0.00%	20	7	1			R SC	3		
40167	NORTH-EAST TASMANIA	06/30/1981	Active	18	4	7	-3	-14.29%	21	14	1		2	N T,M,VP,SC	9		
Exc Award (06/30/2018)																	
22370	PENGUIN	03/14/1962	Active	46	7	3	4	9.52%	42	23	0			R SC	0		
Exc Award (06/30/2023, 06/30/2024)																	
31170	PERTH TASMANIA	09/05/1975	Active	16	0	1	-1	-5.88%	17	50	0			N	0		
33882	PORT CYGNET L C	05/05/1977	Active	12	0	2	-2	-14.29%	14	3	0		7	M,VP,SC	0		
43784	PORT SORELL	04/12/1984	Active	29	3	4	-1	-3.33%	29	20	0			R S,VP,SC	2		
22373	QUEENSTOWN	07/18/1967	Active	9	0	1	-1	-10.00%	10	3	3		7	R P,M,SC	24+		
22357	RIVERSIDE INC	03/18/1965	Active	30	1	2	-1	-3.23%	30	22	1			N SC	1		
Exc Award (06/30/2023, 06/30/2024)																	
62993	ROCKY CAPE	03/31/2000	Active	27	2	1	1	3.85%	26	4	0			M,VP,SC	6		



Club Health Assessment for District 201T1 through May 2025

			Status	Membership							Reports					Finance		LCIF	
Club Number	Club Name	Charter Date		Current Member Count	YTD Members Added	YTD Members Dropped	YTD Net Growth	YTD Net Growth%	Member Count 12 Months Ago	Avg. length of service for dropped members	Months Since Last MMR ***	Yrs. Since Last Officer Report	President Rotation	Vice President Reported ****	Months Since Last Activity Report ***	Account Balance	Donations for current Fiscal Year		
			Number of times on status quo within last two years	If below 15 members appears			If net loss is greater than 20% appears				If no report in 3 months appears in	When more than one year appears in	Number of repeat terms	Notes the officers that do not have an active	If no report at 12 months appears in red				
Exc Award (06/30/2017, 06/30/2018)																			
33883	ROSEBERY	05/18/1977	Active	13	0	0	0	0.00%	13		32		3	S,M,VP,SC	19	90+ Days	\$162.12		
22376	SCOTTSDALE	11/10/1969	Active	16	3	2	1	6.67%	15	6	0		N	P,T,M,VP,SC	0				
Exc Award (06/30/2018, 06/30/2023)																			
22377	SMITHTON-CIRCULAR HEAD LC	10/20/1969	Active	16	2	2	0	0.00%	16	2	1		2	N	VP			9	
Exc Award (06/30/2019)																			
22378	SORELL	12/11/1973	Active	25	0	5	-5	-16.67%	30	17	1		N	SC	1				
Exc Award (06/30/2018, 06/30/2020)																			
54334	SPRING BAY	04/12/1993	Active	8	0	0	0	0.00%	8		13		5	P,T,M,VP,SC	17				
22375	ST HELEN'S	06/26/1972	Cancelled(6*)	0	3	11	-8	-100.00%	9	16	5		None	P,S,T,M,VP SC	24+				
45175	TASMAN	06/20/1985	Active	7	0	1	-1	-12.50%	8	15	4		7	R	SC			24+	
22381	ULVERSTONE	05/25/1965	Active	43	0	4	-4	-8.51%	47	26	1		2	R	P,VP,SC	2			
29653	WEST TAMAR	07/15/1974	Active	17	5	4	1	6.25%	17	3	0		2		VP,SC	0			
55315	WESTBURY	02/21/1994	Active	38	2	1	1	2.70%	40	6	1		N	T,M,SC	14				
22382	WYNYARD	07/16/1968	Active	38	0	6	-6	-13.64%	44	21	3		N	SC	19	\$410.34			
30787	ZEEHAN	05/06/1975	Active	8	0	0	0	0.00%	8		2		10	VP,SC	0				


Clubs Cancelled Previous Fiscal Year – Clubs Cancelled within last 12 months may be reinstated

Club Number	Club Name	Charter Date	Current Status*	Cancellation Date
22344	CITY OF DEVONPORT	09/17/1959	Cancelled(6*)	09/29/2023
31485	HOBART TOWN	12/15/1975	Cancelled(6*)	05/29/2024

Current Total Clubs Count	YTD New Clubs Count	YTD Cancelled Clubs Count	YTD Net Gain	Current Total Members Count	YTD Add	YTD Drop	YTD Net Growth	YTD Net Growth %	Member Count 12 Months Ago	Average Member Count Per Club	% of Clubs with less than 20 members	% No MMR in 3 Months	% No Officer Report in 12 Months	% of Clubs with balance 90+ days	Number of Clubs in Status Quo	% Status Quo Clubs in Financial Suspension	Number of Cancelled Clubs	Average Cancelled Club Age	Members Lost Cancellation	% of Clubs Cancelled for Non-Financial Reasons
45	0	2	-2	899	88	112	-24	-2.60%	931	20	62%	33%	0%	4%	0	0%	2	97	16	100%



Club Health Assessment for District 201T1 through May 2025

			Status	Membership							Reports					Finance	LCIF
Club Number	Club Name	Charter Date		Current Member Count	YTD Members Added	YTD Members Dropped	YTD Net Growth	YTD Net Growth%	Member Count 12 Months Ago	Avg. length of service for dropped members	Months Since Last MMR ***	Yrs. Since Last Officer Report	President Rotation	Vice President Reported ****	Months Since Last Activity Report ***	Account Balance	Donations for current Fiscal Year
			Number of times on status quo within last two years	If below 15 members appears				If net loss is greater than 20% appears			If no report in 3 months appears in	When more than one year appears in	Number of repeat terms	Notes the officers that do not have an active	If no report at 12 months appears in red		



Club Health Assessment for District 201V2 through May 2025

			Status	Membership							Reports					Finance	LCIF
Club Number	Club Name	Charter Date		Current Member Count	YTD Members Added	YTD Members Dropped	YTD Net Growth	YTD Net Growth%	Member Count 12 Months Ago	Avg. length of service for dropped members	Months Since Last MMR ***	Yrs. Since Last Officer Report	President Rotation	Vice President Reported ****	Months Since Last Activity Report ***	Account Balance	Donations for current Fiscal Year
			Number of times on status quo within last two years	If below 15 members appears				If net loss is greater than 20% appears			If no report in 3 months appears in	When more than one year appears in	Number of repeat terms	Notes the officers that do not have an active	If no report at 12 months appears in red		
Clubs more than two years old																	
22511	ALTONA	10/14/1965	Active	18	3	4	-1	-5.26%	21	3	1			VP	0		\$1,695.53
Exc Award (06/30/2016, 06/30/2021)																	
22510	ANGLESEA	05/24/1968	Active	34	2	6	-4	-10.53%	40	7	0		3	N	SC	4	
22514	ARARAT	06/19/1972	Active	20	4	6	-2	-9.09%	22	11	2			N	SC	10	
108908	BALMORAL DISTRICT	07/19/2010	Active	11	1	0	1	10.00%	10		3		3	R	P,M,SC	11	90+ Days
49206	BANNOCKBURN & DIST	02/06/1989	Active	6	0	1	-1	-14.29%	7	3	2		3		VP,SC	0	
45010	BIRREGURRA & DISTRICT	05/02/1985	Active	16	1	0	1	6.67%	15		8		4		S,M,VP,SC	3	
37446	CAMPERDOWN	07/02/1979	Active	24	2	4	-2	-7.69%	27	9	2				M,VP,SC	0	
Exc Award (06/30/2016, 06/30/2019)																	
22520	CASTERTON	10/17/1968	Active	23	0	2	-2	-8.00%	24	12	0			N	SC	0	\$1,455.43
Exc Award (06/30/2016)																	
45604	CAVENDISH & DISTRICT	12/19/1985	Active	19	2	2	0	0.00%	19	1	2		4	N	P,VP,SC	11	
22521	COLAC	12/31/1957	Active	27	5	1	4	17.39%	23	32	2		2	N		1	\$324.55
Exc Award (06/30/2016, 06/30/2022)																	
115746	CORIO NORLANE	01/18/2012	Active	25	5	3	2	8.70%	23	6	1		2	R	SC	7	
30657	DARTMOOR	04/24/1975	Active	10	1	1	0	0.00%	10	8	2		6		P,M,VP,SC	2	\$50.00
32115	DEER PARK	04/09/1976	Active	14	2	1	1	7.69%	13	2	2		2	N	SC	3	
22522	DIMBOOLA	07/27/1973	Active	13	1	2	-1	-7.14%	14	6	2		5		P,VP,SC	11	
30658	DUNKELD & DISTRICT	04/24/1975	Active	18	1	0	1	5.88%	17		2		None		P,M,VP,SC	0	\$550.00
22523	EDENHOPE	09/08/1958	Active	15	2	4	-2	-11.76%	17	3	0		3		S,M,VP,SC	0	\$1,356.42
22525	FOOTSCRAY	10/02/1952	Active	19	4	5	-1	-5.00%	20	26	5				VP,SC	5	
42694	FORREST & DIST	05/03/1983	Active	10	0	2	-2	-16.67%	12	6	2		2	R		14	
22526	GEELONG	03/16/1953	Active	13	0	2	-2	-13.33%	15	8	2		None		P,VP,SC	9	
64472	GEELONG BREAKFAST	06/14/2001	Active	17	1	0	1	6.25%	16		1				VP	0	90+ Days
22527	GEELONG CORIO BAY	07/01/1963	Active	21	1	20	-19	-47.50%	42	8	2			N	M,SC	0	\$1,287.94



Club Health Assessment for District 201V2 through May 2025

			Status	Membership							Reports					Finance		LCIF
Club Number	Club Name	Charter Date		Current Member Count	YTD Members Added	YTD Members Dropped	YTD Net Growth	YTD Net Growth%	Member Count 12 Months Ago	Avg. length of service for dropped members	Months Since Last MMR ***	Yrs. Since Last Officer Report	President Rotation	Vice President Reported ****	Months Since Last Activity Report ***	Account Balance	Donations for current Fiscal Year	
			Number of times on status quo within last two years	If below 15 members appears					If net loss is greater than 20% appears			If no report in 3 months appears in	When more than one year appears in	Number of repeat terms	Notes the officers that do not have an active	If no report at 12 months appears in red		
34321	GEELONG HAMLYN HEIGHTS	07/18/1977	Active	17	4	1	3	21.43%	14	24	2		2	N	SC	1		\$80.00
22528	GEELONG SOUTH BARWON	07/08/1965	Active	21	0	0	0	0.00%	21		2			N	M,SC	15		
31078	GOROKE	07/21/1975	Active	14	0	0	0	0.00%	14		11				P,VP	0		\$332.60
33239	Green Park	01/19/1977	Active	21	0	1	-1	-4.55%	24	56	0		2	R	T,VP	10		
45427	GROVEDALE WAURN PONDS Exc Award (06/30/2023)	10/08/1985	Active	16	1	1	0	0.00%	16	1	1		2		VP,SC	0		
22529	HAMILTON Exc Award (06/30/2016)	09/28/1966	Active	14	1	11	-10	-41.67%	25	14	0			R	SC	0		
28202	HEYWOOD	03/28/1974	Active	23	7	2	5	27.78%	18	11	2			N	SC	0		
22530	HORSHAM Exc Award (06/30/2018)	06/10/1955	Active	29	1	3	-2	-6.45%	31	20	0			N	SC	0		
44468	INVERLEIGH LEIGH VALLEY	12/11/1984	Active	23	2	2	0	0.00%	23	10	1				VP,SC	9		
22532	KANIVA	04/13/1966	Active	16	0	0	0	0.00%	16		12		2	R	SC	5		\$79.69
22534	KOROIT	12/26/1973	Active	29	3	1	2	7.41%	27	23	2			N	SC	0		
22535	LARA Exc Award (06/30/2022, 06/30/2023)	07/29/1970	Active	30	3	3	0	0.00%	30	25	0			N		0		\$1,132.97
45605	LEOPOLD Exc Award (06/30/2021)	12/16/1985	Active	41	8	2	6	17.14%	35	7	1			N	SC	0		\$69.00
22536	LISMORE AND DISTRICTS	11/12/1968	Active	9	1	5	-4	-30.77%	13	2	1		None		P,S,T,M,VP SC	12		\$6,227.31
87966	LITTLE RIVER	05/03/2005	Active	7	0	0	0	0.00%	7		7		5		VP,SC	1		
22538	MACARTHUR & DIST L C	11/26/1973	Cancelled(6*)	0	0	4	-4	-100.00%	12	18	4		None		P,S,T,M,VP SC	15		\$678.21
63400	MELBOURNE VIETNAMESE Exc Award (06/30/2023)	06/30/2000	Active	17	0	0	0	0.00%	17		2		None		P,S,T,M,VP SC	11		
22540	MERINO DIGBY L C Exc Award (06/30/2024)	02/26/1971	Active	27	7	3	4	17.39%	24	4	0			IP	SC	0		\$657.18
22541	MINYIP	08/06/1959	Active	16	0	1	-1	-5.88%	17	4	2			N		2		
39736	MORTLAKE	04/15/1981	Active	12	0	2	-2	-14.29%	14	1	2			N	SC	12		



Club Health Assessment for District 201V2 through May 2025

			Status	Membership							Reports					Finance		LCIF
Club Number	Club Name	Charter Date		Current Member Count	YTD Members Added	YTD Members Dropped	YTD Net Growth	YTD Net Growth%	Member Count 12 Months Ago	Avg. length of service for dropped members	Months Since Last MMR ***	Yrs. Since Last Officer Report	President Rotation	Vice President Reported ****	Months Since Last Activity Report ***	Account Balance	Donations for current Fiscal Year	
			Number of times on status quo within last two years	If below 15 members appears				If net loss is greater than 20% appears			If no report in 3 months appears in	When more than one year appears in	Number of repeat terms	Notes the officers that do not have an active	If no report at 12 months appears in red			
32383	MURTOA	06/09/1976	Active	15	1	3	-2	-11.76%	16	30	2			VP	4	\$93.41		
30188	NATIMUK	01/24/1975	Active	15	0	0	0	0.00%	15		0			M,VP,SC	14			
22542	NHILL	06/19/1972	Active	60	5	5	0	0.00%	60	1	2		2	VP,SC	0			
Exc Award (06/30/2018, 06/30/2020, 06/30/2022)																		
22518	OCEAN GROVE BARWON HEADS	06/28/1955	Active	23	1	0	1	4.55%	22		1		N	M,SC	11			
37087	PENSHURST & DISTRICT L C	05/14/1979	Active	13	2	0	2	18.18%	11		1		2	R	0			
Exc Award (06/30/2023)																		
112099	POINT COOK	10/10/2011	Active	15	11	3	8	114.29%	7	20	0		2	N	0			
34322	PORT FAIRY-BELFAST L C	07/18/1977	Active	38	1	0	1	2.70%	35		8			N SC	6			
22543	PORTARLINGTON-DRYSDAL E L C	12/07/1970	Active	34	3	4	-1	-2.86%	35	14	0			N SC	0			\$1,296.97
22544	PORTLAND	11/30/1966	Active	26	7	4	3	13.04%	22	9	0		2	T,M,VP,SC	0	\$66.52		
22545	QUEENSCLIFF POINT LONSDALE	03/29/1961	Active	10	2	0	2	25.00%	9		2			N SC	0			
22547	RUPANYUP	08/27/1957	Active	13	0	3	-3	-18.75%	16	10	0			R SC	0			
55268	SIMPSON & DIST L C	02/02/1994	Active	18	0	1	-1	-5.26%	19	4	2			IP M,SC	14			
Exc Award (06/30/2019)																		
22549	SKIPTON	10/24/1973	Status Quo(1)	11	0	0	0	0.00%	11		7		3	M,VP,SC	11			90+ Days
22550	STAWELL	05/05/1972	Active	10	5	0	5	100.00%	5		2		2	S,M,VP,SC	10			
22551	SUNSHINE	05/12/1953	Active	31	7	0	7	29.17%	24		2			VP,SC	0			
Exc Award (06/30/2017, 06/30/2020)																		
41560	TERANG & DISTRICT L C	06/11/1982	Active	26	0	0	0	0.00%	26		1			N S,SC	2			\$69.00
22552	TIMBOON	06/07/1967	Active	14	0	0	0	0.00%	14		10		None	P,VP,SC	7			
22553	TORQUAY	06/23/1969	Active	29	1	1	0	0.00%	29	1	1			VP,SC	1			
22554	WARRNAMBOOL	12/16/1959	Active	44	1	8	-7	-13.73%	52	15	0		2	N SC	1			
Exc Award (06/30/2020, 06/30/2022)																		
22556	WERRIBEE	03/03/1961	Active	20	4	6	-2	-9.09%	23	9	0		2	M,VP	0	\$392.37		
22557	WILLAURA	04/17/1969	Active	11	3	1	2	22.22%	10	13	1			M,VP,SC	1			



Club Health Assessment for District 201V2 through May 2025

INTERNATIONAL

Club Number	Club Name	Charter Date	Status		Membership						Reports					Finance		LCIF		
					Current Member Count	YTD Members Added	YTD Members Dropped	YTD Net Growth	YTD Net Growth%	Member Count 12 Months Ago	Avg. length of service for dropped members	Months Since Last MMR ***	Yrs. Since Last Officer Report	President Rotation	Vice President Reported ****	Months Since Last Activity Report ***	Account Balance	Donations for current Fiscal Year		
					Number of times on status quo within last two years		If below 15 members appears			If net loss is greater than 20% appears		If no report in 3 months appears in	When more than one year appears in	Number of repeat terms	Notes the officers that do not have an active	If no report at 12 months appears in red				
Exc Award (06/30/2018)																				
22559	WINCHELSEA	08/27/1958			Active		30	1	1	0	0.00%	30	32	2		R	SC	0	90+ Days	\$1,330.41
Current Total Clubs Count	YTD New Clubs Count	YTD Cancelled Clubs Count	YTD Net Club Gain	Current Total Members Count	YTD Add	YTD Drop	YTD Net Growth	YTD Net Growth %	Member Count 12 Months Ago	Average Member Count Per Club	% of Clubs with less than 20 members	% No MMR in 3 Months	% No Officer Report in 12 Months	% of Clubs with balance 90+ days	Number of Clubs in Status Quo	% Status Quo Clubs in Financial Suspension	Number of Cancelled Clubs	Average Cancelled Club Age	Members Lost Due to Cancellation	% of Clubs Cancelled for Non-Financial Reasons
62	0	1	-1	1,261	131	148	-17	-1.33%	1,296	20	56%	15%	0%	6%	1	100%	1	51	4	100%

* - P - Priority Club. Cancellation Reasons: 1-Objectives/conduct, 2-Non-active club, 5-Non-existing club, 6-Disbanding, 7-Merger, 8-Financial Suspension, 9-District/Multiple District Dues.

** - Abbreviation: P-President, S-Secretary, T-Treasurer, M-Member Chairperson, VP-First Vice President, MC-Communications Chairperson, SC-Service Chairperson

*** - Abbreviation: N/R - Never reported using the Lions Clubs website, N/A - Not applicable, No password registered for the Lions Clubs website.

**** - Abbreviation: N - New, IP - Immediate Past, R - Repeat.



Club Health Assessment for District 201V3 through May 2025

			Status	Membership							Reports					Finance		LCIF
Club Number	Club Name	Charter Date		Current Member Count	YTD Members Added	YTD Members Dropped	YTD Net Growth	YTD Net Growth%	Member Count 12 Months Ago	Avg. length of service for dropped members	Months Since Last MMR ***	Yrs. Since Last Officer Report	President Rotation	Vice President Reported ****	Months Since Last Activity Report ***	Account Balance	Donations for current Fiscal Year	
			Number of times on status quo within last two years	If below 15 members appears				If net loss is greater than 20% appears			If no report in 3 months appears in	When more than one year appears in	Number of repeat terms	Notes the officers that do not have appears in an active	If no report at 12 months red			
Clubs less than two years old																		
178621	Licola Wilderness Village	01/03/2025	Active	24	26	2	24	100.00%	0	2	1			N	0		\$310.80	
Clubs more than two years old																		
22763	BAIRNSDALE	06/19/1969	Active	20	2	3	-1	-4.76%	24	7	1			N	M,SC	8		
29813	BALNARRING	09/12/1974	Active	3	0	0	0	0.00%	3		3		2		P,T,M,VP,SC	24+		
58535	BASS VALLEY	06/30/1996	Active	4	0	1	-1	-20.00%	5	13	1		15		P,T,M,VP,SC	24+		
107413	BONEO	02/03/2010	Active(1)	16	0	2	-2	-11.11%	18	1	4		None		P,T,M,VP,SC	18	\$311.37	
41049	BRIAGOLONG & DISTRICT	03/15/1982	Cancelled(8*)	0	0	9	-9	-100.00%	9	15	5		None		P,S,T,M,VP SC	17	90+ Days	
48185	BRUTHEN	02/29/1988	Cancelled(6*)	0	0	8	-8	-100.00%	8	12	2		None		P,S,T,M,VP SC	18		
141892	Casey	06/23/2020	Active	16	10	15	-5	-23.81%	23	4	1		None		P,T,M,VP,SC	24+	\$1,135.16	
145644	Casey Hills Lionesses	05/19/2021	Active	11	0	0	0	0.00%	11		1		5		T,VP,SC	24+		
148629	Casey South East United	10/13/2021	Status Quo(2)	5	0	18	-18	-78.26%	23	3	5		5	N	S,SC	8	90+ Days	
33453	CHURCHILL & DISTRICT L C	03/09/1977	Active	20	3	8	-5	-20.00%	28	11	0		2	N	P,SC	24+	\$10.35	
22771	CRANBOURNE	10/16/1972	Status Quo(3)	14	0	0	0	0.00%	14		1		None		P,T,M,VP,SC	24+	90+ Days	
22773	DROMANA	08/21/1967	Active	14	5	5	0	0.00%	14	11	0			N	VP,SC	0		
22774	DROUIN	05/09/1973	Active	30	5	1	4	15.38%	28	1	0				T,M,VP,SC	7		
Exc Award (06/30/2018)																		
22776	FLINDERS DISTRICT L C	05/19/1969	Active	37	2	0	2	5.71%	38		2		3		VP,SC	19		
22777	FRANKSTON	10/12/1961	Active(1)	12	0	2	-2	-14.29%	14	27	0		2		VP	8		
143333	Gippsland Lakes Lionesses	11/02/2020	Active	15	0	0	0	0.00%	15		1		None		P,T,M,VP,SC	N/A		
22778	HEYFIELD	05/17/1968	Active	50	1	1	0	0.00%	50	22	1				T,VP,SC	8		
64469	INVERLOCH & DISTRICT	06/25/2001	Active	18	2	1	1	5.88%	17	3	0				T,VP,SC	14		
22779	KOO WEE RUP	01/16/1973	Active(1)	10	0	4	-4	-28.57%	14	9	2			N	SC	24+		
22780	KORUMBURRA	04/24/1967	Active	29	3	2	1	3.57%	32	3	0				VP,SC	24+		
31181	LAKES ENTRANCE	08/15/1975	Cancelled(8*)	0	6	22	-16	-100.00%	16	25	1		None		P,S,T,M,VP SC	24+	90+ Days	




Club Health Assessment for District 201V3 through May 2025

Club Number	Club Name	Charter Date	Status	Membership							Reports					Finance	LCIF
				Current Member Count	YTD Members Added	YTD Members Dropped	YTD Net Growth	YTD Net Growth%	Member Count 12 Months Ago	Avg. length of service for dropped members	Months Since Last MMR ***	Yrs. Since Last Officer Report	President Rotation	Vice President Reported ****	Months Since Last Activity Report ***	Account Balance	Donations for current Fiscal Year
			Number of times on status quo within last two years	If below 15 members appears				If net loss is greater than 20% appears			If no report in 3 months appears in	When more than one year appears in	Number of repeat terms	Notes the officers that do not have an active	If no report at 12 months red		
22781	LEONGATHA	10/10/1968	Active	25	1	2	-1	-3.85%	26	30	2		2	N	P,M,VP,SC	24+	
31169	LINDENOW	09/05/1975	Active	22	0	0	0	0.00%	22		1			N	SC	24+	
39821	LOCH SPORT	04/29/1981	Active	15	1	0	1	7.14%	14		0				VP,SC	2	\$621.60
66655	LONGWARRY AND DISTRICT	09/27/2002	Active	5	0	1	-1	-16.67%	6	13	1		9	R	M,SC	24+	
22782	MAFFRA	03/25/1970	Active	32	9	2	7	28.00%	25	0	0		2	R	VP,SC	8	\$934.10
142902	Maffra Lionesses	09/14/2020	Cancelled(6*)	0	0	0	0	0.00%	20		11	1	None		P,S,T,M,VP SC	15	
45177	MALLACOOTA & DISTRICT	06/14/1985	Active	14	0	2	-2	-12.50%	16	9	1		2		P,M,VP,SC	24+	
52303	MC CRAE & DIST	12/17/1991	Active(1)	21	6	4	2	10.53%	18	4	0		None	N	P,M	4	\$917.12
Exc Award (06/30/2020, 06/30/2021)																	
43102	METUNG	10/04/1983	Active(1)	20	3	0	3	17.65%	19		1		3	N	SC	24+	
85043	MIRBOO NORTH	03/16/2005	Active	12	2	0	2	20.00%	10		1		2	R	M,SC	21	\$1,498.19
22783	MOE	08/18/1966	Active	28	4	7	-3	-9.68%	31	9	0		None	N	P,SC	7	\$639.63
22786	MORNINGTON	04/23/1968	Active	28	5	4	1	3.70%	27	7	1				P,T,VP,SC	24+	
22787	MORWELL	09/16/1963	Active(2)	4	7	8	-1	-20.00%	4	2	3				M,VP,SC	24+	
22788	MOUNT ELIZA	12/04/1969	Active	16	15	21	-6	-27.27%	22	8	1				P,VP	24+	\$550.00
34686	MOUNT ERICA L C	11/07/1977	Active	7	1	2	-1	-12.50%	8	17	1		2		S,T,VP,SC	4	
62903	NARRE WARREN	03/13/2000	Active(2)	7	0	1	-1	-12.50%	8	12	0		None		P,S,T,M,VP SC	24+	
38701	NEERIM DISTRICT L C	06/23/1980	Active	13	0	0	0	0.00%	13		2		14		T,VP,SC	24+	
22791	OMEOSHIRE L C	03/12/1973	Active	5	0	0	0	0.00%	5		1		None		P,S,T,M,VP SC	24+	
22792	ORBOST	05/16/1969	Active(3)	5	0	0	0	0.00%	5		1				T,M,VP,SC	24+	
31202	PAKENHAM	09/17/1975	Active	9	0	1	-1	-10.00%	10	1	1				P,VP,SC	5	
34470	PAYNESVILLE	09/21/1977	Active	21	6	3	3	16.67%	18	7	1				P,T,VP,SC	19	
22793	PHILLIP ISLAND	07/22/1968	Active	18	1	3	-2	-10.00%	20	9	1		2		VP,SC	24+	
45011	RED HILL & DIST	05/30/1985	Active	16	0	0	0	0.00%	16		13		3		T,VP,SC	19	
22794	ROSEBUD	12/26/1972	Cancelled(6*)	0	0	0	0	0.00%	6		11	1	None		P,S,T,M,VP SC	18	



Club Health Assessment for District 201V3 through May 2025

			Status	Membership							Reports					Finance	LCIF
Club Number	Club Name	Charter Date		Current Member Count	YTD Members Added	YTD Members Dropped	YTD Net Growth	YTD Net Growth%	Member Count 12 Months Ago	Avg. length of service for dropped members	Months Since Last MMR ***	Yrs. Since Last Officer Report	President Rotation	Vice President Reported ****	Months Since Last Activity Report ***	Account Balance	Donations for current Fiscal Year
			Number of times on status quo within last two years	If below 15 members appears				If net loss is greater than 20% appears			If no report in 3 months appears in	When more than one year repeats in	Number of repeat terms	Notes the officers that do not have an active	If no report at 12 months appears in red		
22795	ROSEDALE	01/30/1973	Status Quo(2)	5	0	0	0	0.00%	5		1		None	P,T,M,VP,SC	24+	90+ Days	
22796	RYE	04/28/1972	Active	21	0	2	-2	-8.70%	23	11	2			VP,SC	24+		
	Exc Award (06/30/2021)																
22797	SALE INC L C	04/13/1967	Active	18	4	4	0	0.00%	19	24	0			N SC	3		
22801	STRATFORD	09/12/1972	Active	13	0	1	-1	-7.14%	14	47	2			R T,VP,SC	1		\$621.60
59900	STRZELECKI	08/15/1997	Active	26	0	4	-4	-13.33%	30	16	5		2	N T,M,VP,SC	24+		\$639.63
22803	TOORA	11/30/1972	Active	21	3	2	1	5.00%	20	23	1		3	VP,SC	0		\$1,283.55
106656	TOORADIN & DISTRICT	09/25/2009	Active	13	3	2	1	8.33%	12	4	1			T,VP,SC	0		
22804	TRAFALGAR	12/03/1969	Active	32	1	2	-1	-3.03%	33	7	2		2	P,VP,SC	14		
22805	TRARALGON	04/27/1966	Active	28	3	1	2	7.69%	26	11	0			N P,VP,SC	5		
138545	Twin Rivers	06/07/2019	Active	11	2	0	2	22.22%	9		1		4	S,VP,SC	5		
144731	Victoria Need For Feed	01/14/2021	Active	13	0	0	0	0.00%	13		1		None	P,T,M,VP,SC	N/R		
22806	WARRAGUL	07/27/1966	Active	43	1	1	0	0.00%	44	4	3			VP,SC	24+		
63401	WELLINGTON LA TROBE	06/30/2000	Active	14	3	0	3	27.27%	11		5		2	T,VP,SC	1		\$622.73
45178	WILLOW GROVE & DISTRICT	06/27/1985	Active	22	2	2	0	0.00%	23	10	1			M,VP,SC	0		
22809	WONTHAGGI	07/24/1961	Active(1)	12	2	0	2	20.00%	10		9		None	P,T,M,VP,SC	24		\$313.19
35823	YARRAGON	06/22/1978	Active	25	4	4	0	0.00%	25	9	0			P,T,M,VP,SC	24+		
22811	YARRAM	04/09/1969	Active	10	1	3	-2	-16.67%	12	8	1			T,VP,SC	0		
44885	YINNAR & DIST	04/11/1985	Active	17	1	2	-1	-5.56%	18	11	2			R P,VP,SC	20		

Clubs Cancelled Previous Fiscal Year – Clubs Cancelled within last 12 months may be reinstated

Club Number	Club Name	Charter Date	Current Status*	Cancellation Date
46484	MT MARTHA	07/28/1986	Cancelled(6*)	07/29/2023
33888	SAN REMO-NEWHAVEN L C	05/18/1977	Cancelled(6*)	05/29/2024



Club Health Assessment for District 201V3 through May 2025

Club Number			Club Name			Charter Date			Status					Membership					Reports					Finance		LCIF
									Current Member Count	YTD Members Added	YTD Members Dropped	YTD Net Growth	YTD Net Growth%	Member Count 12 Months Ago	Avg. length of service for dropped members	Months Since Last MMR ***	Yrs. Since Last Officer Report	President Rotation	Vice President Reported ****	Months Since Last Activity Report ***	Account Balance	Donations for current Fiscal Year				
									Number of times on status quo within last two years	If below 15 members appears			If net loss is greater than 20% appears			If no report in 3 months appears in			When more than one year appears in	Number of repeat terms	Notes the officers that do not have an active			If no report at 12 months appears in red		
Current Total Clubs Count	YTD New Clubs Count	YTD Cancelled Clubs Count	YTD Net Club Gain	Current Total Members Count	YTD Add	YTD Drop	YTD Net Growth	YTD Net Growth %	Member Count 12 Months Ago	Average Member Count Per Club	% of Clubs with less than 20 members	% No MMR in 3 Months	% No Officer Report in 12 Months	% of Clubs with balance 90+ days	Number of Clubs in Status Quo	% Status Quo Clubs in Financial Suspension	Number of Cancelled Clubs	Average Cancelled Club Age	Members Lost Due to Cancellation	% of Clubs Cancelled for Non-Financial Reasons						
59	1	5	-4	1,035	156	195	-39	-3.63%	1,120	18	61%	15%	0%	5%	3	100%	5	54	39	60%						

* - P - Priority Club. Cancellation Reasons: 1-Objectives/conduct, 2-Non-active club, 5-Non-existing club, 6-Disbanding, 7-Merger, 8-Financial Suspension, 9-District/Multiple District Dues.

** - Abbreviation: P-President, S-Secretary, T-Treasurer, M-Member Chairperson, VP-First Vice President, MC-Communications Chairperson, SC-Service Chairperson

*** - Abbreviation: N/R - Never reported using the Lions Clubs website, N/A - Not applicable, No password registered for the Lions Clubs website.

**** - Abbreviation: N - New, IP - Immediate Past, R - Repeat.




Club Health Assessment for District 201V5 through May 2025

			Status	Membership							Reports					Finance		LCIF
Club Number	Club Name	Charter Date		Current Member Count	YTD Members Added	YTD Members Dropped	YTD Net Growth	YTD Net Growth%	Member Count 12 Months Ago	Avg. length of service for dropped members	Months Since Last MMR ***	Yrs. Since Last Officer Report	President Rotation	Vice President Reported ****	Months Since Last Activity Report ***	Account Balance	Donations for current Fiscal Year	
			Number of times on status quo within last two years	If below 15 members appears				If net loss is greater than 20% appears			If no report in 3 months appears in	When more than one year appears in	Number of repeat terms	Notes the officers that do not have an active	If no report at 12 months appears in red			
Clubs less than two years old																		
157616	Box Hill Silk Road	03/26/2024	Active	33	13	1	12	57.14%	21	0	0		2	VP	0	90+ Days		
154594	Melbourne Sikhs	06/05/2023	Status Quo(2)	18	0	0	0	0.00%	22		11		3	T,M,VP,SC	19			
155355	South Morang - Plenty Valley	08/01/2023	Status Quo(2)	11	0	20	-20	-64.52%	31	1	2		R	SC	3			
Clubs more than two years old																		
22964	ALEXANDRA	08/22/1972	Active	15	4	2	2	15.38%	13	1	0		3	R	M,SC	0		
126033	Ashwood-Mt Waverley	10/21/2015	Active	16	0	1	-1	-5.88%	17	1	0		R	SC	2			
22764	BEAUMARIS	09/12/1972	Active	12	1	5	-4	-25.00%	14	5	0		6	R		0		
Exc Award (06/30/2023)																		
32554	BLACKBURN	06/28/1976	Active	30	2	7	-5	-14.29%	36	6	0		2	VP	0		\$2,567.10	
Exc Award (06/30/2023, 06/30/2024)																		
22969	BORONIA	04/26/1969	Active	10	0	2	-2	-16.67%	12	5	0		10	M,VP,SC	10		\$622.73	
22340	BOROONDARA CENTRAL	04/05/1957	Active	15	2	3	-1	-6.25%	17	1	0		R	SC	1			
58828	BOROONDARA GARDINERS CREEK	11/13/1996	Active	10	1	0	1	11.11%	9		0		3	N	SC	6		
22970	BOX HILL	08/11/1960	Active	22	8	7	1	4.76%	21	18	0		2	N	SC	5		\$3,952.76
Exc Award (06/30/2020, 06/30/2023)																		
62444	BRIGHTON	10/26/1999	Active	17	4	5	-1	-5.56%	20	11	0			N	SC	8		\$2,624.70
22971	BROADFORD	04/11/1972	Active(3)	12	0	0	0	0.00%	13		11		5	VP	0		\$1,567.47	
22768	CARNEGIE	03/14/1969	Active	27	0	0	0	0.00%	27		0			IP	1			
Exc Award (06/30/2021)																		
44886	CLARINDA	04/11/1985	Active	6	0	0	0	0.00%	6		0		3	N	SC	5		
22974	CROYDON MOOROOLBARK	11/11/1964	Active	26	0	2	-2	-7.14%	29	8	0			N	SC	3		
22772	DANDENONG	11/19/1958	Active	30	2	4	-2	-6.25%	30	11	0		3	M,VP,SC	0			
121514	Dandenong City	03/24/2014	Active	5	0	0	0	0.00%	5		0	1	None	P,S,T,M,VP SC	6	90+ Days		
Exc Award (06/30/2017)																		
64756	DANDENONG SUPPER	10/29/2001	Active	25	3	3	0	0.00%	25	5	0			VP	0		\$5,119.87	




Club Health Assessment for District 201V5 through May 2025

			Status	Membership							Reports					Finance	LCIF	
Club Number	Club Name	Charter Date		Current Member Count	YTD Members Added	YTD Members Dropped	YTD Net Growth	YTD Net Growth%	Member Count 12 Months Ago	Avg. length of service for dropped members	Months Since Last MMR ***	Yrs. Since Last Officer Report	President Rotation	Vice President Reported ****	Months Since Last Activity Report ***	Account Balance	Donations for current Fiscal Year	
			Number of times on status quo within last two years	If below 15 members appears				If net loss is greater than 20% appears			If no report in 3 months appears in	When more than one year appears in	Number of repeat terms		Notes the officers that do not have an active	If no report at 12 months appears in red		
22977	DIAMOND VALLEY L C	03/26/1973	Active	16	2	2	0	0.00%	16	6	0			N		0		\$155.68
Exc Award (06/30/2018)																		
43101	DONVALE	10/11/1983	Active	16	0	6	-6	-27.27%	22	8	0			N		0		
22976	DOOKIE	06/05/1973	Active	16	0	2	-2	-11.11%	18	8	0			N	SC	0		\$622.73
30935	EILDON	06/12/1975	Active(1)	10	0	0	0	0.00%	10		11		2	R	P,S,T,M,VP SC	5		
32498	ELTHAM	06/28/1976	Active	15	5	3	2	15.38%	13	6	0		3	N		0		\$282.80
30245	EMERALD	02/17/1975	Active	10	3	0	3	42.86%	7		0				VP,SC	4		
22979	EUROA	08/01/1963	Active	20	6	4	2	11.11%	22	20	0				M,VP,SC	5		
22994	FOREST HILL INC	07/10/1969	Active	8	0	0	0	0.00%	9		0		4		M,VP,SC	7		
Exc Award (06/30/2023)																		
22983	HEALESVILLE	03/24/1961	Active	28	7	1	6	27.27%	22	28	0				M,VP	0		\$1,252.75
22998	HEATHMONT	12/07/1970	Active	10	3	3	0	0.00%	10	52	0		2		VP,SC	0		
33575	KINGLAKE	03/31/1977	Active	5	0	0	0	0.00%	5		0		10		M,VP,SC	7		
146884	Knox	06/21/2021	Active	13	1	2	-1	-7.14%	14	4	0			R	SC	3		\$311.37
22985	KYABRAM	06/05/1964	Active	22	0	2	-2	-8.33%	24	19	0				M,VP,SC	0		
104240	LYNDHURST & DISTRICT	01/08/2009	Active	29	1	2	-1	-3.33%	30	2	0				VP	4		\$622.73
108806	LYSTERFIELD	06/25/2010	Active	37	7	3	4	12.12%	33	7	0		2	R	SC	6		\$678.22
Exc Award (06/30/2016, 06/30/2020, 06/30/20)																		
22988	MARYSVILLE & DISTRICT	04/25/1973	Active	34	2	2	0	0.00%	34	10	0		2	R	SC	9		\$6,280.50
140069	MELBOURNE ALL-ABILITIES	10/14/2019	Active	24	4	3	1	4.35%	23	5	0			N		1		\$1,286.81
Exc Award (06/30/2020, 06/30/2021, 06/30/20)																		
36155	Melbourne Deaf and Hard of Hearing	10/25/1978	Active	6	0	6	-6	-50.00%	14	16	0			N	T,SC	0		\$728.65
Exc Award (06/30/2016)																		
22989	MERRIGUM	02/20/1973	Active	15	0	0	0	0.00%	15		0			R	SC	2		
50982	MITCHAM INSPIRANTE	10/09/1990	Active(1)	10	0	0	0	0.00%	11		0		2		VP,SC	4		
115753	MONASH	12/22/2011	Active	14	1	0	1	7.69%	12		0		3		VP,SC	0		\$132.86




Club Health Assessment for District 201V5 through May 2025

			Status	Membership							Reports					Finance	LCIF	
Club Number	Club Name	Charter Date		Current Member Count	YTD Members Added	YTD Members Dropped	YTD Net Growth	YTD Net Growth%	Member Count 12 Months Ago	Avg. length of service for dropped members	Months Since Last MMR ***	Yrs. Since Last Officer Report	President Rotation	Vice President Reported ****	Months Since Last Activity Report ***	Account Balance	Donations for current Fiscal Year	
			Number of times on status quo within last two years	If below 15 members appears					If net loss is greater than 20% appears			If no report in 3 months appears in	When more than one year appears in	Number of repeat terms	Notes the officers that do not have an active	If no report at 12 months appears in red		
Exc Award (06/30/2023, 06/30/2024)																		
22784	MOORABBIN	03/07/1963	Active	15	2	2	0	0.00%	16	3	0			N M	0		\$983.92	
22990	MOOROPNA	06/26/1972	Active	23	3	3	0	0.00%	23	13	0			R	6			
22785	MORDIALLOC-MENTONE	02/03/1964	Active	10	0	0	0	0.00%	10		0		6	R VP,SC	9		\$2,619.11	
109121	NILLUMBIK	08/24/2010	Active	20	5	3	2	11.11%	18	6	0		4	R SC	0		\$992.91	
Exc Award (06/30/2023)																		
22789	NOBLE	04/21/1970	Active	11	0	0	0	0.00%	11		0			VP,SC	5			
22993	PARK-KEYSBOROUGH	10/13/1959	Active	26	5	6	-1	-3.70%	27	16	0		2	VP,SC	1		\$1,328.64	
Exc Award (06/30/2023)																		
22790	OAKLEIGH	05/24/1966	Status Quo(4)	7	0	0	0	0.00%	7		18	1	None	P,S,T,M,VP SC	3	90+ Days		
34687	PARK ORCHARDS	11/07/1977	Active	26	0	4	-4	-13.33%	34	9	0		3	M,VP,SC	9			
53595	ROWVILLE	08/15/1992	Active	17	3	6	-3	-15.00%	21	11	0		2	R VP	0		\$326.58	
Exc Award (06/30/2023)																		
22798	SANDRINGHAM	09/27/1966	Active	23	4	4	0	0.00%	23	3	0		7	R	0		\$1,333.99	
Exc Award (06/30/2023)																		
52734	SEYMOUR GOULBURN	03/18/1992	Active	36	5	4	1	2.86%	36	18	0			R SC	0		\$466.20	
Exc Award (06/30/2018, 06/30/2020, 06/30/2024)																		
23000	SHEPPARTON	04/14/1961	Active	9	0	2	-2	-18.18%	12	2	0		4	R	0			
Exc Award (06/30/2023)																		
149435	Shepparton Wanganui	01/11/2022	Active	14	0	4	-4	-22.22%	18	9	0		2	N P,T,SC	14			
45176	SOUTH VERMONT INC	06/24/1985	Active	26	2	1	1	4.00%	27	5	0			N M,SC	0		\$1,634.42	
Exc Award (06/30/2020)																		
43785	TALLYGAROPNA	04/12/1984	Active	20	1	3	-2	-9.09%	22	9	0			P,S,T,M,VP SC	9			
23004	TATURA	11/01/1971	Active	22	3	1	2	10.00%	20	31	0			N SC	6			
111196	TOOLAMBA	05/26/2011	Active	20	2	1	1	5.26%	19	1	0		2	T,VP,SC	3			
22996	VERMONT INC	01/11/1974	Active	14	1	0	1	7.69%	13		0		2	R SC	2		\$2,598.71	
36607	VIOLET TOWN	02/16/1979	Active(1)	11	2	3	-1	-8.33%	12	16	0		2	T,M,VP,SC	0			



Club Health Assessment for District 201V5 through May 2025

			Status	Membership							Reports					Finance	LCIF
Club Number	Club Name	Charter Date		Current Member Count	YTD Members Added	YTD Members Dropped	YTD Net Growth	YTD Net Growth%	Member Count 12 Months Ago	Avg. length of service for dropped members	Months Since Last MMR ***	Yrs. Since Last Officer Report	President Rotation	Vice President Reported ****	Months Since Last Activity Report ***	Account Balance	Donations for current Fiscal Year
			Number of times on status quo within last two years	If below 15 members appears				If net loss is greater than 20% appears			If no report in 3 months appears in	When more than one year appears in	Number of repeat terms	Notes the officers that do not have an active	If no report at 12 months appears in red		
22909	WANDONG-WALLAN L C	06/05/1973	Active	16	3	1	2	14.29%	14	3	0		None	P,M,VP,SC	3		
32250	WANTIRNA	05/18/1976	Active	21	7	1	6	40.00%	17	10	0			N	SC	1	\$486.53
	Exc Award (06/30/2018, 06/30/2022)																
23010	WARRANTYTE	09/12/1972	Active	10	4	3	1	11.11%	9	16	0			IP	M,SC	10	\$648.49
22807	WAVERLEY INC.	08/19/1961	Active	24	1	0	1	4.35%	23		0		2	R	SC	2	
	Exc Award (06/30/2018)																
55509	WHEELERS HILL	04/07/1994	Active	46	6	7	-1	-2.13%	47	6	0		2	N		0	\$4,099.42
	Exc Award (06/30/2018, 06/30/2022, 06/30/20)																
82391	WHEELERS HILL SOUTH EAST BUSINESS	05/20/2004	Active	25	1	3	-2	-7.41%	27	14	0				VP,SC	6	
23012	WHITTLESEA	11/25/1969	Active	28	5	1	4	16.67%	24	3	0		2		VP,SC	0	\$1,526.90
	Exc Award (06/30/2023)																

Clubs Cancelled Previous Fiscal Year – Clubs Cancelled within last 12 months may be reinstated

Club Number	Club Name	Charter Date	Current Status*	Cancellation Date
22379	PORT PHILLIP	10/26/1970	Cancelled(6*)	07/29/2023

Current Total Clubs Count	YTD New Clubs Count	YTD Cancelled Clubs Count	YTD Net Club Gain	Current Total Members Count	YTD Add	YTD Drop	YTD Net Growth	YTD Net Growth %	Member Count 12 Months Ago	Average Member Count Per Club	% of Clubs with less than 20 members	% No MMR in 3 Months	% No Officer Report in 12 Months	% of Clubs with balance 90+ days	Number of Clubs in Status Quo	% Status Quo Clubs in Financial Suspension	Number of Cancelled Clubs	Average Cancelled Club Age	Members Lost Due to Cancellation	% of Clubs Cancelled for Non-Financial Reasons
66	0	0	0	1,218	147	166	-19	-1.54%	1,262	18	56%	6%	3%	6%	3	100%	0	0	0	0%

* - P - Priority Club. Cancellation Reasons: 1-Objectives/conduct, 2-Non-active club, 5-Non-existing club, 6-Disbanding, 7-Merger, 8-Financial Suspension, 9-District/Multiple District Dues.


** - Abbreviation: P-President, S-Secretary, T-Treasurer, M-Member Chairperson, VP-First Vice President, MC-Communications Chairperson, SC-Service Chairperson

*** - Abbreviation: N/R - Never reported using the Lions Clubs website, N/A - Not applicable, No password registered for the Lions Clubs website.

**** - Abbreviation: N - New, IP - Immediate Past, R - Repeat.



Club Health Assessment for District 201V6 through May 2025

			Status	Membership							Reports					Finance		LCIF
Club Number	Club Name	Charter Date		Current Member Count	YTD Members Added	YTD Members Dropped	YTD Net Growth	YTD Net Growth%	Member Count 12 Months Ago	Avg. length of service for dropped members	Months Since Last MMR ***	Yrs. Since Last Officer Report	President Rotation	Vice President Reported ****	Months Since Last Activity Report ***	Account Balance	Donations for current Fiscal Year	
			Number of times on status quo within last two years	If below 15 members appears				If net loss is greater than 20% appears			If no report in 3 months appears in	When more than one year appears in	Number of repeat terms	Notes the officers that do not have an active	If no report at 12 months appears in red			
Clubs more than two years old																		
22962	ALBURY	04/15/1957	Active	17	2	5	-3	-15.00%	20	8	0		None	N	P,VP,SC	14	\$162.12	
Exc Award (06/30/2018)																		
22864	BARHAM KOONDROOK	05/17/1968	Active	23	3	6	-3	-11.54%	26	4	3			N	SC	0	\$2,070.11	
Exc Award (06/30/2016)																		
30286	BAROOGA & DISTRICT	02/13/1975	Active	9	1	5	-4	-30.77%	13	19	4		2		T,VP,SC	1	\$979.75	
22965	BEECHWORTH	04/20/1959	Active	9	0	3	-3	-25.00%	12	15	0				M,VP,SC	0		
Exc Award (06/30/2016, 06/30/2021)																		
22966	BENALLA	09/16/1957	Active	19	3	11	-8	-29.63%	23	5	4			N		0		
Exc Award (06/30/2018, 06/30/2022, 06/30/20)																		
22968	BERRIGAN	06/26/1973	Active	7	2	4	-2	-22.22%	9	32	0				VP,SC	0		
Exc Award (06/30/2016)																		
31672	BRIGHT	02/05/1976	Active	21	3	1	2	10.53%	19	49	1			N	M,SC	1	90+ Days	
29657	CHILTERN	07/24/1974	Active	15	0	2	-2	-11.76%	17	5	0		2		M,VP,SC	1		
22972	COBRAM	09/14/1964	Active	16	4	0	4	33.33%	13		2			N	SC	0	\$665.21	
22873	COHUNA	12/06/1962	Active	25	0	5	-5	-16.67%	29	13	0				VP	0		
Exc Award (06/30/2021)																		
22973	COROWA	11/20/1959	Active	31	1	12	-11	-26.19%	41	7	1		2	N	SC	0		
Exc Award (06/30/2017, 06/30/2019)																		
35414	CORRYONG	04/05/1978	Active	14	1	0	1	7.69%	13		9		2		S,T,M,VP,SC	0	\$665.21	
43257	CULCAIRN	12/08/1983	Active	15	4	8	-4	-21.05%	19	3	2		3	N	M,VP,SC	0		
22876	DENILIKUIN	11/01/1961	Active	15	1	7	-6	-28.57%	21	16	2			N	M,VP,SC	0		
Exc Award (06/30/2018)																		
41561	EAST LODDON	06/28/1982	Active	5	0	1	-1	-16.67%	6	2	0		5		VP,SC	6		
22879	ECHUCA	08/25/1965	Active	31	2	4	-2	-6.06%	33	13	0			N	M,SC	1		
61189	ELMORE	10/19/1998	Active	16	0	0	0	0.00%	16		9		5	N	P,T,M,SC	1		
22981	FINLEY	03/18/1969	Active	27	0	1	-1	-3.57%	28	11	1			N	SC	0		



Club Health Assessment for District 201V6 through May 2025

			Status	Membership							Reports					Finance		LCIF
Club Number	Club Name	Charter Date		Current Member Count	YTD Members Added	YTD Members Dropped	YTD Net Growth	YTD Net Growth%	Member Count 12 Months Ago	Avg. length of service for dropped members	Months Since Last MMR ***	Yrs. Since Last Officer Report	President Rotation	Vice President Reported ****	Months Since Last Activity Report ***	Account Balance	Donations for current Fiscal Year	
			Number of times on status quo within last two years	If below 15 members appears				If net loss is greater than 20% appears			If no report in 3 months appears in	When more than one year appears in	Number of repeat terms	Notes the officers that do not have an active	If no report at 12 months appears in red			
124253	Glenrowan-Warby Ranges	02/24/2015	Active	6	4	8	-4	-40.00%	13	9	4		2	M,VP,SC	1			
29395	GUNBOWER	05/23/1974	Active	10	1	0	1	11.11%	8		4		11	M,VP,SC	1			
34471	HENTY	09/28/1977	Active	14	1	0	1	7.69%	13		1			N SC	0		\$453.94	
	Exc Award (06/30/2022)																	
22984	HOLBROOK	06/26/1973	Active	6	2	3	-1	-14.29%	7	12	0		5	P,T,M,VP,SC	0			
33374	JERILDERIE & DISTRICT L C	02/18/1977	Active	7	0	0	0	0.00%	7		7		7	P,M,VP,SC	1			
29658	KATAMATITE	07/15/1974	Active	17	1	0	1	6.25%	15		1		None	P,VP,SC	1			
	Exc Award (06/30/2024)																	
22887	KERANG	04/30/1968	Active	23	1	0	1	4.55%	24		5			VP,SC	2		\$339.11	
	Exc Award (06/30/2016, 06/30/2017, 06/30/20)																	
44570	KIEWA-TANGAMBALANGA	01/29/1985	Active	36	2	0	2	5.88%	34		0		2	VP,SC	0			
	Exc Award (06/30/2016, 06/30/2017)																	
146031	Lake Mulwala	06/01/2021	Active	19	1	6	-5	-20.83%	23	2	5		2	VP,SC	0		\$639.63	
	Exc Award (06/30/2023)																	
22986	LAVINGTON	06/16/1970	Active	41	1	7	-6	-12.77%	47	18	0			N T,SC	0			
	Exc Award (06/30/2019, 06/30/2024)																	
35412	LEITCHVILLE	04/20/1978	Active	11	0	0	0	0.00%	11		1			P,T,M,VP,SC	0			
68719	LOCKHART	04/18/2003	Active	23	2	1	1	4.55%	22	2	0		3	N T,SC	0			
	Exc Award (06/30/2023, 06/30/2024)																	
22891	LOCKINGTON	08/21/1973	Active	18	0	4	-4	-18.18%	22	9	0			N M,SC	0			
	Exc Award (06/30/2016, 06/30/2023)																	
34047	MOAMA	06/08/1977	Active	17	4	2	2	13.33%	15	6	3		2	N M,SC	0			
46655	MOYHU	11/04/1986	Active	10	0	0	0	0.00%	10		1			N SC	0			
43786	MURCHISON & DISTRICT	04/10/1984	Active	12	1	0	1	9.09%	11		0		8	T,M,VP,SC	8			
	Exc Award (06/30/2016)																	
49704	MURRABIT & DIST	06/30/1989	Active	21	0	4	-4	-16.00%	25	17	0		5	R T,M,VP,SC	0		\$339.11	
	Exc Award (06/30/2016)																	
22992	MYRTLEFORD	04/03/1964	Active	33	3	1	2	6.45%	31	57	0		2	N P,M,SC	0			




Club Health Assessment for District 201V6 through May 2025

			Status	Membership							Reports					Finance		LCIF	
Club Number	Club Name	Charter Date		Current Member Count	YTD Members Added	YTD Members Dropped	YTD Net Growth	YTD Net Growth%	Member Count 12 Months Ago	Avg. length of service for dropped members	Months Since Last MMR ***	Yrs. Since Last Officer Report	President Rotation	Vice President Reported ****	Months Since Last Activity Report ***	Account Balance	Donations for current Fiscal Year		
			Number of times on status quo within last two years	If below 15 members appears					If net loss is greater than 20% appears				If no report in 3 months appears in	When more than one year appears in	Number of repeat terms	Notes the officers that do not have an active	If no report at 12 months appears in red		
32497	NATHALIA & DISTRICT	06/28/1976	Active	19	0	0	0	0.00%	19										
Exc Award (06/30/2016)																			
22995	NUMURKAH	06/10/1969	Active	28	3	2	1	3.70%	27	19									
Exc Award (06/30/2017, 06/30/2018)																			
33243	OAKLANDS & DISTRICT	01/19/1977	Active	10	0	0	0	0.00%	10										
22900	PYRAMID HILL	03/27/1969	Active	6	0	0	0	0.00%	6										
22899	QUAMBATOOK	10/12/1971	Active	9	0	0	0	0.00%	9										
22902	ROCHESTER	04/16/1969	Active	31	5	1	4	14.81%	24	3									
Exc Award (06/30/2023)																			
29929	RUTHERGLEN	11/07/1974	Active	13	2	0	2	18.18%	11										
Exc Award (06/30/2017, 06/30/2018)																			
23003	STRATHMERTON	05/09/1973	Active	19	2	4	-2	-9.52%	21	31									
Exc Award (06/30/2016, 06/30/2018)																			
108095	THURGOONA & DISTRICT	04/13/2010	Active	7	3	2	1	16.67%	6	5									
Exc Award (06/30/2016, 06/30/2017, 06/30/2018)																			
30246	TOCUMWAL & DISTRICT	02/17/1975	Active	14	5	7	-2	-12.50%	17	7									
Exc Award (06/30/2016, 06/30/2023)																			
23006	TONGALA	08/24/1972	Active	33	2	2	0	0.00%	33	26									
Exc Award (06/30/2024)																			
33576	TUNGAMAH & DISTRICT L C	03/24/1977	Active	26	2	1	1	4.00%	25	6									
Exc Award (06/30/2018, 06/30/2019, 06/30/2020)																			
23007	UPPER KIEWA VALLEY	10/26/1963	Active	15	2	2	0	0.00%	15	18									
34472	WALLA WALLA	09/09/1977	Active	9	1	1	0	0.00%	9	6									
Exc Award (06/30/2018)																			
46518	WALWA JINGELLIC	08/05/1986	Active	11	2	1	1	10.00%	10	4									
Exc Award (06/30/2018)																			
23009	WANGARATTA	11/23/1955	Active	38	3	0	3	8.57%	35										
Exc Award (06/30/2023)																			



Club Health Assessment for District 201V6 through May 2025

				Status		Membership					Reports					Finance		LCIF		
Club Number	Club Name	Charter Date		Current Member Count	YTD Members Added	YTD Members Dropped	YTD Net Growth	YTD Net Growth%	Member Count 12 Months Ago	Avg. length of service for dropped members	Months Since Last MMR ***	Yrs. Since Last Officer Report	President Rotation	Vice President Reported ****	Months Since Last Activity Report ***	Account Balance	Donations for current Fiscal Year			
			Number of times on status quo within last two years	If below 15 members appears				If net loss is greater than 20% appears			If no report in 3 months appears in	When more than one year appears in	Number of repeat terms	Notes the officers that do not have an active	If no report at 12 months appears in red					
23011	WODONGA	06/08/1965	Active	36	8	3	5	16.13%	31	4	0			N SC	0		\$976.27			
	Exc Award (06/30/2016, 06/30/2018)																			
30978	YACKANDANDAH	06/24/1975	Active	17	2	5	-3	-15.00%	20	9	0			R M,SC	1					
23013	YARRAWONGA	09/14/1964	Active	26	3	2	1	4.00%	24	12	0			N VP,SC	0		\$971.79			
	Exc Award (06/30/2016, 06/30/2019, 06/30/2020)																			
Current Total Clubs Count	YTD New Clubs Count	YTD Cancelled Clubs Count	YTD Net Club Gain	Current Total Members Count	YTD Add	YTD Drop	YTD Net Growth	YTD Net Growth %	Member Count 12 Months Ago	Average Member Count Per Club	% of Clubs with less than 20 members	% No MMR in 3 Months	% No Officer Report in 12 Months	% of Clubs with balance 90+ days	Number of Clubs in Status Quo	% Status Quo Clubs in Financial Suspension	Number of Cancelled Clubs	Average Cancelled Club Age	Members Lost Due to Cancellation	% of Clubs Cancelled for Non-Financial Reasons
55	0	0	0	1,006	96	144	-48	-4.55%	1,048	18	65%	31%	0%	4%	0	0%	0	0	0	0%

* - P - Priority Club. Cancellation Reasons: 1-Objectives/conduct, 2-Non-active club, 5-Non-existing club, 6-Disbanding, 7-Merger, 8-Financial Suspension, 9-District/Multiple District Dues.

** - Abbreviation: P-President, S-Secretary, T-Treasurer, M-Member Chairperson, VP-First Vice President, MC-Communications Chairperson, SC-Service Chairperson

*** - Abbreviation: N/R - Never reported using the Lions Clubs website, N/A - Not applicable, No password registered for the Lions Clubs website.

**** - Abbreviation: N - New, IP - Immediate Past, R - Repeat.



Club Health Assessment for District 201V14 through May 2025

			Status	Membership							Reports					Finance	LCIF					
Club Number	Club Name	Charter Date		Current Member Count	YTD Members Added	YTD Members Dropped	YTD Net Growth	YTD Net Growth%	Member Count 12 Months Ago	Avg. length of service for dropped members	Months Since Last MMR ***	Yrs. Since Last Officer Report	President Rotation	Vice President Reported ****	Months Since Last Activity Report ***	Account Balance	Donations for current Fiscal Year					
			Number of times on status quo within last two years	If below 15 members appears					If net loss is greater than 20% appears							If no report in 3 months appears in	When more than one year appears in	Number of repeat terms	Notes the officers that do not have an active	If no report at 12 months appears in red		
Clubs more than two years old																						
122477	Alfredton Lucas	06/17/2014	Active	13	3	0	3	30.00%	10		1				VP,SC	0	90+ Days	\$37.47				
22515	BACCHUS MARSH	07/12/1972	Active	41	2	6	-4	-8.89%	45	18	2			N	SC	6						
22516	BALLAN	04/14/1972	Active	8	0	0	0	0.00%	8		2		5		VP,SC	1						
22517	BALLARAT	10/29/1960	Active	18	0	2	-2	-10.00%	20	38	3		None		P,M,VP,SC	2						
22865	BENDIGO	01/16/1956	Active	16	0	1	-1	-5.88%	18	1	0		5	R	P,SC	1						
22867	BEULAH	07/11/1973	Active	13	0	3	-3	-18.75%	16	35	1		7	N	P,M,VP,SC	1						
22868	BIRCHIP	09/09/1958	Active	8	0	0	0	0.00%	8		2				M,VP,SC	2						
38195	BRIM	03/19/1980	Active	9	0	3	-3	-25.00%	12	11	1		3		S,T,VP,SC	24+						
22869	BROADMEADOWS	05/22/1962	Active	1	0	2	-2	-66.67%	3	29	2		4		T,VP,SC	5						
44569	BROWN HILL & DISTRICT	01/08/1985	Active	8	1	9	-8	-50.00%	16	18	1		None		P,T,M,VP,SC	12						
22870	BRUNSWICK	09/20/1961	Active	9	1	0	1	12.50%	8		9				VP	19	\$2,512.20					
31200	BUNINYONG MT HELEN	09/24/1975	Active(1)	26	6	1	5	23.81%	23	8	2				VP,SC	22						
40538	CARISBROOK	11/17/1981	Active	28	3	5	-2	-6.67%	30	17	1		7		M,VP,SC	1		\$476.30				
100428	CAROLINE SPRINGS AND DISTRICT	11/20/2007	Active	5	0	0	0	0.00%	6		11		4		VP,SC	17						
22871	CASTLEMAINE DISTRICT L C	12/14/1971	Active	19	0	6	-6	-24.00%	25	5	3		None	N	P	0	\$332.16					
Exc Award (06/30/2024)																						
33240	CHARLTON	01/13/1977	Active	18	1	5	-4	-18.18%	21	11	2				M,VP,SC	0						
Exc Award (06/30/2020, 06/30/2021)																						
22872	COBURG	08/15/1959	Active	2	0	0	0	0.00%	2		10		9		VP	7						
22877	CRESWICK	11/20/1973	Active	12	0	1	-1	-7.69%	13	13	2		5	N	SC	0						
40539	DIGGERS REST	11/02/1981	Active	13	4	1	3	30.00%	10	28	3		4	R	M,SC	0						
22875	DONALD	08/31/1957	Active	21	5	3	2	10.53%	20	26	2				VP,SC	1						
31483	EAGLEHAWK	12/03/1975	Active	11	0	0	0	0.00%	11		0		2		S,M,VP,SC	13						
22524	ESSENDON	03/18/1953	Active	14	1	1	0	0.00%	15	30	2		2	R		13		\$62.18				



Club Health Assessment for District 201V14 through May 2025

Club Number	Club Name	Charter Date	Status	Membership							Reports					Finance	LCIF
				Current Member Count	YTD Members Added	YTD Members Dropped	YTD Net Growth	YTD Net Growth%	Member Count 12 Months Ago	Avg. length of service for dropped members	Months Since Last MMR ***	Yrs. Since Last Officer Report	President Rotation	Vice President Reported ****	Months Since Last Activity Report ***	Account Balance	Donations for current Fiscal Year
			Number of times on status quo within last two years	If below 15 members appears				If net loss is greater than 20% appears			If no report in 3 months appears	When more than one year appears in	Number of repeat terms	Notes the officers that do not have an active	If no report at 12 months appears in red		
122114	Gisborne and District	05/09/2014	Active	16	4	1	3	23.08%	13	11	1		2	R	SC	0	\$648.49
30287	GLENROY	02/28/1975	Active	13	1	3	-2	-13.33%	15	24	0			N		0	
44311	HADDON & DIST	10/03/1984	Active	17	0	1	-1	-5.56%	18	46	2		3	N	M,SC	24+	\$722.03
44084	HARCOURT & DISTRICT L C	06/06/1984	Active	11	3	0	3	37.50%	8		1		2		P,M,VP,SC	10	
22884	HEATHCOTE	03/25/1971	Active	9	1	1	0	0.00%	9	9	0				VP,SC	0	\$665.21
52652	HEIDELBERG WARRINGAL	03/10/1992	Active	10	2	1	1	11.11%	12	40	2				VP	0	\$1,279.26
47684	HUNTLY & EPSOM	08/03/1987	Active	10	1	2	-1	-9.09%	11	6	2		5		P,VP,SC	1	\$1,312.81
22885	INGLEWOOD	09/06/1965	Active	12	3	4	-1	-7.69%	13	17	0		4		M,VP,SC	0	
32827	KANGAROO FLAT	10/11/1976	Active	3	0	0	0	0.00%	3		5		8		S,VP,SC	3	
22889	KYNETON	08/17/1953	Active	12	0	2	-2	-14.29%	14	14	2				VP,SC	2	
36605	LAKE BOGA	02/08/1979	Active(1)	9	0	2	-2	-18.18%	11	6	2				VP,SC	1	
22890	LANCEFIELD ROMSEY	08/16/1973	Active	15	2	0	2	15.38%	13		2				VP,SC	0	\$310.80
48942	MAIDEN GULLY-MARONG	10/12/1988	Active(1)	24	0	2	-2	-7.69%	28	6	0		4	N	SC	10	
29656	MALDON	07/18/1974	Active	15	0	0	0	0.00%	15		2		6	R		2	
22892	MARYBOROUGH	07/01/1970	Active	10	0	3	-3	-23.08%	13	6	2				P,VP,SC	0	
134632	Melbourne Ausina	04/30/2018	Active	16	2	2	0	0.00%	16	3	9			N	SC	10	
61177	MELBOURNE CHINESE	10/13/1998	Active	82	5	0	5	6.49%	77		1		2		VP	12	\$6,216.04
Exc Award (06/01/2024, 06/30/2020, 06/30/20)																	
125232	Melbourne City-Southbank	06/18/2015	Active	7	0	0	0	0.00%	7		12		3		M,VP,SC	1	
139390	Melbourne Great Ocean	09/12/2019	Active(1)	24	0	5	-5	-17.24%	30	5	3				VP,SC	10	
22363	MELBOURNE HOST	03/19/1952	Active	12	0	0	0	0.00%	12		2		2	N		2	
22364	MELBOURNE MARKETS INC	05/17/1972	Active(1)	10	0	2	-2	-16.67%	12	11	8		4		VP,SC	3	
130151	Melbourne Next Gen	03/03/2017	Active	18	0	1	-1	-5.26%	20	8	2		3	R		0	
Exc Award (06/30/2020, 06/30/2022)																	
126005	Melbourne Sino Innovation Inc	10/22/2015	Active(1)	44	2	0	2	4.76%	41		1			N	SC	10	
Exc Award (06/30/2018)																	



Club Health Assessment for District 201V14 through May 2025

			Status	Membership							Reports					Finance	LCIF
Club Number	Club Name	Charter Date		Current Member Count	YTD Members Added	YTD Members Dropped	YTD Net Growth	YTD Net Growth%	Member Count 12 Months Ago	Avg. length of service for dropped members	Months Since Last MMR ***	Yrs. Since Last Officer Report	President Rotation	Vice President Reported ****	Months Since Last Activity Report ***	Account Balance	Donations for current Fiscal Year
			Number of times on status quo within last two years	If below 15 members appears				If net loss is greater than 20% appears			If no report in 3 months appears in	When more than one year appears in	Number of repeat terms	Notes the officers that do not have an active	If no report at 12 months appears in red		
22539	MELTON	12/17/1968	Active	9	0	2	-2	-18.18%	11	7	8			N	SC	6	
33110	MOUNT BOLTON & DISTRICT L C	12/21/1976	Active	24	3	0	3	14.29%	21		2		3		M,VP,SC	16	
22893	NORTHCOTE	08/16/1962	Active	21	3	2	1	5.00%	20	16	0			N	SC	1	\$3,464.96
37971	NYAH DISTRICT L C	01/31/1980	Active	13	2	1	1	8.33%	12	13	3		2		M,VP	4	
22895	OUYEN	11/21/1968	Active	11	2	1	1	10.00%	11	52	0		2		VP,SC	4	
22546	RAINBOW	06/24/1970	Active	18	2	2	0	0.00%	18	16	9		2		P,VP,SC	24+	
22901	RESERVOIR	07/07/1971	Active	5	1	0	1	25.00%	4		5		8		VP	24+	
33242	RIDDELLS CREEK	01/13/1977	Active	12	0	0	0	0.00%	12		8		15		VP,SC	0	\$95.50
35623	ROBINVALE & DISTRICT L C	05/17/1978	Active(1)	9	0	0	0	0.00%	9		1		2		T,VP,SC	24+	
22905	SEA LAKE	03/13/1961	Active	7	0	0	0	0.00%	10		1		15		P,T,M,VP,SC	24+	
22548	SEBASTOPOL & DISTRICT	05/09/1972	Active	21	1	3	-2	-8.70%	23	2	0			N	SC	0	\$1,314.35
Exc Award (06/30/2022, 06/30/2024)																	
36606	SPEED	02/16/1979	Active	26	0	0	0	0.00%	26		22				VP,SC	24+	
22904	ST ARNAUD	12/27/1971	Active	20	0	0	0	0.00%	20		1				VP,SC	1	
66461	STATE PARLIAMENT VICTORIA	06/28/2002	Active	19	1	0	1	5.56%	18		9				S,VP,SC	24+	
32249	STRATHFIELDSAYE	05/18/1976	Active	17	3	0	3	21.43%	15		0			R		7	
Exc Award (06/30/2018)																	
64954	SUNBURY	01/24/2002	P- Active	0	0	0	0	0.00%	0		23	1	None		P,S,T,M,VP SC	24+	
22908	SWAN HILL	11/04/1964	Active	13	3	0	3	30.00%	10		0		2		M,VP,SC	22	\$657.18
108750	TAYLORS LAKES	06/22/2010	Active	24	1	0	1	4.35%	23		10		2	R	SC	0	
Exc Award (06/30/2021)																	
44218	TRENTHAM	08/31/1984	Active	23	3	2	1	4.55%	21	10	0		None		P,M,VP	0	\$1,665.21
40168	ULTIMA	06/30/1981	Active	8	1	2	-1	-11.11%	9	5	2		5		P,T,M,VP,SC	5	
122027	Victoria Quilters	04/28/2014	Active	13	0	1	-1	-7.14%	14	11	2				VP,SC	13	\$100.00
22910	WARRACKNABEAL	12/10/1964	Active	23	2	0	2	9.52%	21		2		7		M,VP,SC	3	



Club Health Assessment for District 201V14 through May 2025

Club Number	Club Name	Charter Date	Status	Membership							Reports					Finance	LCIF
				Current Member Count	YTD Members Added	YTD Members Dropped	YTD Net Growth	YTD Net Growth%	Member Count 12 Months Ago	Avg. length of service members	Months Since Last MMR ***	Yrs. Since Last Officer Report	President Rotation	Vice President Reported ****	Months Since Last Activity Report ***	Account Balance	Donations for current Fiscal Year
			Number of times on status quo within last two years	If below 15 members appears				If net loss is greater than 20% appears			If no report in 3 months appears	When more than one year appears in	Number of repeat terms	Notes the officers that do not have an active	If no report at 12 months appears in red		
35624	WEDDERBURN	05/10/1978	Active	27	3	1	2	8.00%	26	6	0			N	T,M,SC	4	
22555	WENDOUREE	10/21/1970	Active	3	0	0	0	0.00%	3		1		4		VP,SC	24	
22911	WOODEND	08/15/1972	Active	9	1	0	1	12.50%	8		2		12		M,VP,SC	2	
22912	WOOMELANG	04/30/1969	Active	22	0	0	0	0.00%	22		3		4		P,M,VP,SC	14	
22913	WYCHEPROOF	10/01/1962	Active	26	1	0	1	4.00%	26		3				P,VP,SC	0	

Clubs Cancelled Previous Fiscal Year – Clubs Cancelled within last 12 months may be reinstated

Club Number	Club Name	Charter Date	Current Status*	Cancellation Date
22531	JEPARIT	06/12/1973	Cancelled(6*)	08/29/2023

Current Total Clubs Count	YTD New Clubs Count	YTD Cancelled Clubs Count	YTD Net Club Gain	Current Total Members Count	YTD Add	YTD Drop	YTD Net Growth	YTD Net Growth %	Member Count 12 Months Ago	Average Member Count Per Club	% of Clubs with less than 20 members	% No MMR in 3 Months	% No Officer Report in 12 Months	% of Clubs with balance 90+ days	Number of Clubs in Status Quo	% Status Quo Clubs in Financial Suspension	Number of Cancelled Clubs	Average Cancelled Club Age	Members Lost Due to Cancellation	% of Clubs Cancelled for Non-Financial Reasons
72	0	0	0	1,135	86	98	-12	-1.05%	1,164	16	74%	31%	1%	1%	0	0%	0	0	0	0%

* - P - Priority Club. Cancellation Reasons: 1-Objectives/conduct, 2-Non-active club, 5-Non-existing club, 6-Disbanding, 7-Merger, 8-Financial Suspension, 9-District/Multiple District Dues.

** - Abbreviation: P-President, S-Secretary, T-Treasurer, M-Member Chairperson, VP-First Vice President, MC-Communications Chairperson, SC-Service Chairperson

*** - Abbreviation: N/R - Never reported using the Lions Clubs website, N/A - Not applicable, No password registered for the Lions Clubs website.

**** - Abbreviation: N - New, IP - Immediate Past, R - Repeat.



Club Health Assessment for District 201WA through May 2025

			Status	Membership							Reports					Finance		LCIF
Club Number	Club Name	Charter Date		Current Member Count	YTD Members Added	YTD Members Dropped	YTD Net Growth	YTD Net Growth%	Member Count 12 Months Ago	Avg. length of service for dropped members	Months Since Last MMR ***	Yrs. Since Last Officer Report	President Rotation	Vice President Reported ****	Months Since Last Activity Report ***	Account Balance	Donations for current Fiscal Year	
			Number of times on status quo within last two years	If below 15 members appears					If net loss is greater than 20% appears			If no report in 3 months appears in	When more than one year appears in	Number of repeat terms	Notes the officers that do not have an active	If no report at 12 months appears in red		
Clubs less than two years old																		
157229	Western Australia Lions Diabetes	02/12/2024	Active	27	3	1	2	8.00%	25	0	2		2	N	1			
Clubs more than two years old																		
22914	ALBANY	01/28/1965	Active	12	2	1	1	9.09%	11	56	0			IP SC	4		\$176.33	
28062	ALBANY SOUTH COAST	02/14/1974	Active	17	0	1	-1	-5.56%	18	3	0		3	N M,SC	3		\$156.59	
22916	ARMADALE KELMSCOTT	08/09/1971	Active	24	4	0	4	20.00%	20		2		2	N SC	0		\$665.21	
117214	ATWELL	06/20/2012	Active	17	0	3	-3	-15.00%	20	7	0			R	5		\$240.70	
58511	AUSTRALIND	06/27/1996	Active	25	1	3	-2	-7.41%	29	10	0		2	R	0		\$1,245.46	
Exc Award (06/30/2017)																		
43651	BALDIVIS	03/09/1984	Active	18	4	2	2	12.50%	16	9	1			N SC	1		\$2,349.31	
Exc Award (06/30/2017)																		
49355	BALLAJURA	03/31/1989	Active	17	0	0	0	0.00%	17		1		3	R SC	9		\$529.59	
Exc Award (06/30/2017, 06/30/2018)																		
51957	BASSENDEAN	08/13/1991	Active	8	0	1	-1	-11.11%	9	4	2		None	P,S,T,M,VP SC	5		\$271.28	
33887	BENCUBBIN & DISTRICTS L C	05/05/1977	Active	7	0	0	0	0.00%	7		15		2	R SC	4			
31577	BODDINGTON	01/16/1976	Active	27	10	2	8	42.11%	18	0	3		8	VP,SC	6			
22919	BOORAGOON	05/11/1973	Active	22	0	5	-5	-18.52%	28	17	0			N SC	2		\$531.46	
Exc Award (06/30/2022, 06/30/2023)																		
22920	BOYANUP INC	03/06/1973	Active	13	0	2	-2	-13.33%	17	6	9			VP,SC	4			
40203	BOYUP BROOK	06/30/1981	Active	8	0	0	0	0.00%	7		11		5	M,VP,SC	5			
38702	BRIDGETOWN	06/30/1980	Active	13	4	2	2	18.18%	11	4	0		None	P,S,M,VP,SC	24+			
22723	BROOME	12/27/1971	Active	21	0	4	-4	-16.00%	25	2	4		2	R SC	4			
22922	BRUNSWICK JUNCTION	04/07/1970	Active	30	2	3	-1	-3.23%	31	4	1			M,VP,SC	6			
22923	BULL CREEK L C	05/27/1970	Active	12	2	1	1	9.09%	11	0	2			R M,SC	2		\$1,667.79	
22926	BUSSELTON	05/31/1966	Active	57	8	8	0	0.00%	57	19	0		2	N	11		\$3,108.02	
Exc Award (06/30/2016, 06/30/2017, 06/30/2020)																		



Club Health Assessment for District 201WA through May 2025

			Status	Membership							Reports					Finance		LCIF
Club Number	Club Name	Charter Date		Current Member Count	YTD Members Added	YTD Members Dropped	YTD Net Growth	YTD Net Growth%	Member Count 12 Months Ago	Avg. length of service for dropped members	Months Since Last MMR ***	Yrs. Since Last Officer Report	President Rotation	Vice President Reported ****	Months Since Last Activity Report ***	Account Balance	Donations for current Fiscal Year	
			Number of times on status quo within last two years	If below 15 members appears				If net loss is greater than 20% appears			If no report in 3 months appears in	When more than one year appears in	Number of repeat terms		Notes the officers that do not have an active	If no report at 12 months appears in red		
33889	CANNING CITY INC	05/18/1977	Active	25	3	2	1	4.17%	24	10	0		2	R	SC	0		\$1,307.74
55309	CARNAMAH	02/14/1994	Active	5	0	0	0	0.00%	5		10				M,VP,SC	24+		
22724	CARNARVON	10/29/1965	Active	12	1	0	1	9.09%	11		1		3		M,VP,SC	4		
22758	CITY OF PERTH HOST LC	09/22/1962	Active	9	0	2	-2	-18.18%	11	3	0		2		M,VP,SC	5		
45179	CLAREMONT NEDLANDS	06/27/1985	Active	19	0	0	0	0.00%	18		9		3	R	VP,SC	10		\$1,556.83
22929	COLLIE	05/09/1966	Active	27	1	5	-4	-12.90%	31	12	3			N	VP,SC	2		\$314.02
44764	COWARAMUP	03/28/1985	Active	26	3	2	1	4.00%	26	0	1			R	SC	1		\$2,584.74
43787	CUNDERDIN	04/09/1984	Active	17	1	3	-2	-10.53%	19	21	1				M,VP,SC	4		
47026	DALWALLINU & DIST	03/09/1987	Active	7	0	0	0	0.00%	7		20		None		P,M,VP,SC	24+		
22930	DARDANUP	12/29/1971	Active	31	2	2	0	0.00%	31	12	0			N	P,VP	0		\$1,999.99
22931	DENMARK	11/26/1973	Active	12	3	4	-1	-7.69%	13	5	0		3		M,VP,SC	0		
43529	DONGARA DENISON	02/10/1984	Active	23	3	0	3	15.00%	20		0		3		VP,SC	0		
41050	DONNYBROOK	03/18/1982	Active	10	2	2	0	0.00%	10	12	2				P,M,VP,SC	24+		
Exc Award (06/30/2017)																		
29595	DUNCRAIG	06/07/1974	Active	32	1	1	0	0.00%	35	8	0			N	S	0		
Exc Award (06/30/2018, 06/30/2019)																		
38496	DUNSBOROUGH	05/20/1980	Active	30	3	0	3	11.11%	28		1				VP,SC	4		\$1,245.46
29317	EATON	05/03/1974	Active	20	0	1	-1	-4.76%	24	21	4			N	P,SC	9		
65266	ELLENBROOK	04/23/2002	Active	15	3	3	0	0.00%	15	7	5				VP,SC	0		\$622.73
22932	ESPERANCE	04/23/1968	Active	17	3	1	2	13.33%	15	22	0				M,VP,SC	0		
101638	FALCON INC	03/31/2008	Active	35	3	2	1	2.94%	37	20	2			N	SC	0		\$1,581.34
22750	FLOREAT	08/03/1965	Active	20	1	1	0	0.00%	20	37	2			IP	M,SC	14		
22934	FREMANTLE	02/21/1964	Active	14	2	1	1	7.69%	13	27	2			N	SC	5		\$140.93
22933	FREMANTLE EAST	04/28/1972	Active	9	1	0	1	12.50%	8		0		13	R	SC	6		
22731	GERALDTON	12/08/1965	Active	9	0	0	0	0.00%	9		24	2	None		P,S,T,M,VP SC	24+		



Club Health Assessment for District 201WA through May 2025

			Status	Membership							Reports					Finance		LCIF
Club Number	Club Name	Charter Date		Current Member Count	YTD Members Added	YTD Members Dropped	YTD Net Growth	YTD Net Growth%	Member Count 12 Months Ago	Avg. length of service for dropped members	Months Since Last MMR ***	Yrs. Since Last Officer Report	President Rotation	Vice President Reported ****	Months Since Last Activity Report ***	Account Balance	Donations for current Fiscal Year	
			Number of times on status quo within last two years	If below 15 members appears			If net loss is greater than 20% appears			If no report in 3 months appears in			When more than one year appears in	Number of repeat terms	Notes the officers that do not have an active	If no report at 12 months red		
31873	GINGIN CHITTERING	03/18/1976	Active	13	2	1	1	8.33%	12	4	0				M,VP,SC	0		
38819	GIRRAWHEEN L C	07/07/1980	Active	19	1	0	1	5.56%	18		9			R	P,SC	9		
22927	GOSNELLS	07/16/1969	Active	22	2	8	-6	-21.43%	28	25	1			N	M,SC	0		
102028	HANNANS GOLDFIELDS	05/23/2008	Active	10	0	1	-1	-9.09%	11	14	2		3		P,M,VP,SC	0		
144465	Harrisdale Piara Waters	04/19/2021	Active	12	0	0	0	0.00%	14		1		4		M,VP,SC	24+		
40540	HARVEY	11/17/1981	Active	21	0	0	0	0.00%	22		1		None	N	P,S,T,SC	5		
35415	HYDEN	04/12/1978	Active	13	1	2	-1	-7.14%	14	18	2				T,M,VP,SC	24+		
61934	JANDAKOT LAKES	05/17/1999	Active(1)	4	3	0	3	300.00%	3		9				M,VP,SC	24+		
35625	JERRAMUNGUP	05/26/1978	Active	15	2	0	2	15.38%	13		10		7		M,VP,SC	10		
22935	KALAMUNDA	05/21/1968	Active	13	1	4	-3	-18.75%	17	15	2		2	R	M,SC	13		
22735	KALGOORLIE	06/01/1967	Active	9	0	0	0	0.00%	9		11				VP,SC	14		
22936	KATANNING	03/12/1973	Active	14	2	1	1	7.69%	14	2	3		3		VP,SC	1		
50959	KINGSLEY-WOODVALE	09/25/1990	Active	19	2	3	-1	-5.00%	22	5	3		4	N	S,M,SC	1		\$1,621.21
36746	KOJONUP	03/08/1979	Active	20	0	3	-3	-13.04%	23	28	1			N	SC	0		
22938	KONDININ	09/13/1973	Active	7	1	1	0	0.00%	7	2	6		3	R	SC	2		
22939	KULIN	12/05/1972	Active	12	0	0	0	0.00%	12		13		3	R	T,M,SC	24+		
22940	KWINANA	03/28/1968	Active	17	3	0	3	21.43%	14		2			N		4		
Exc Award (06/30/2018)																		
22941	LAKE GRACE	11/13/1969	Active	11	1	1	0	0.00%	13	39	2		3	R	M,SC	11		
95278	LANCELIN AND DISTRICTS	01/30/2006	Active	10	2	3	-1	-9.09%	11	12	2		3		VP,SC	20		
41839	LEEMING & DIST	09/23/1982	Active	11	0	1	-1	-8.33%	12	6	2				VP	1		
22942	LEEWIN	10/12/1971	Active	33	6	10	-4	-10.81%	36	5	3		4		VP,SC	24+		
22943	MANDURAH	06/07/1971	Active	50	5	1	4	8.70%	46	5	0		2	R	SC	1		\$664.32
Exc Award (06/30/2024)																		
22944	MANJIMUP	05/05/1968	Active	10	2	0	2	25.00%	11		2				VP	0		\$155.68



Club Health Assessment for District 201WA through May 2025

			Status	Membership							Reports					Finance		LCIF
Club Number	Club Name	Charter Date		Current Member Count	YTD Members Added	YTD Members Dropped	YTD Net Growth	YTD Net Growth%	Member Count 12 Months Ago	Avg. length of service for dropped members	Months Since Last MMR ***	Yrs. Since Last Officer Report	President Rotation	Vice President Reported ****	Months Since Last Activity Report ***	Account Balance	Donations for current Fiscal Year	
			Number of times on status quo within last two years	If below 15 members appears				If net loss is greater than 20% appears			If no report in 3 months appears in	When more than one year appears in	Number of repeat terms		Notes the officers that do not have an active	If no report at 12 months appears in red		
99495	MARGARET RIVER	05/30/2007	Active	26	0	0	0	0.00%	26		0				VP,SC	13		\$1,565.94
Exc Award (06/30/2023)																		
59621	MOORA	05/15/1997	Active	22	4	4	0	0.00%	22	1	1				M,VP,SC	2		\$622.73
22948	MT BARKER	12/11/1969	Active(1)	27	2	0	2	8.00%	24		2			R		14		
42210	NANNUP	01/21/1983	Active	13	0	1	-1	-7.14%	14	4	4		3		M,VP,SC	24+		
36403	NAREMBEEN	12/29/1978	Active	12	5	0	5	71.43%	9		1			N	SC	N/R		
22950	NARROGIN	06/13/1968	Active	33	2	6	-4	-10.81%	36	33	1			N	M,SC	0		
22745	NEWMAN	10/05/1971	Active(1)	7	4	2	2	40.00%	5	7	0		11		S,M,VP,SC	9		
40668	NORANDA	12/01/1981	Active	20	11	9	2	11.11%	18	21	0		2	R	SC	5		\$639.63
107810	NORTH BEACH	03/26/2010	Active	25	7	0	7	38.89%	18		0		2	R	M,SC	1		\$646.39
22951	NORTHAM	05/21/1968	Active	34	3	0	3	9.68%	31		1		3	N	VP	2		\$3,270.30
Exc Award (06/30/2016)																		
22747	NORTHAMPTON	08/20/1970	Active	22	0	1	-1	-4.35%	23	23	0				P,M,VP,SC	24+		
41840	PINGRUP	09/27/1982	Active	12	0	0	0	0.00%	12		35		3		P,M,VP,SC	N/R		
22952	PINJARRA	01/03/1974	Active	21	4	1	3	16.67%	18	1	0		2	R	P,SC	7		
60305	PORT KENNEDY	01/20/1998	Active	16	1	3	-2	-11.11%	17	7	1		2		VP,SC	12		\$319.81
Exc Award (06/30/2018, 06/30/2019)																		
22954	ROCKINGHAM	03/23/1967	Active	23	1	3	-2	-8.00%	25	1	5		2		VP	0		\$1,328.64
31486	SERPENTINE-JARRAHDALE	12/15/1975	Active	13	2	4	-2	-13.33%	15	3	4				T,VP,SC	4		
22955	SOUTH PERTH	10/26/1965	Active	21	4	2	2	10.53%	19	16	0		2	R	SC	5		\$622.73
22756	STIRLING	03/23/1971	Active	16	2	2	0	0.00%	16	8	5		2	R	SC	2		
Exc Award (06/30/2018)																		
35089	TAMBELLUP	02/02/1978	Active	16	3	1	2	14.29%	14	11	2		5		P,M,VP,SC	2		\$157.01
22759	THREE SPRINGS	01/09/1973	Active	9	0	0	0	0.00%	9		6		3		T,M,VP,SC	24+		
32747	TOODYAY	09/14/1976	Active	15	1	0	1	7.14%	14		2		2		VP,SC	13		
140866	Vasse	02/28/2020	Active	33	1	0	1	3.13%	32		0		3	R		9		\$140.31



Club Health Assessment for District 201WA through May 2025

			Status		Membership						Reports					Finance		LCIF		
Club Number	Club Name	Charter Date			Current Member Count	YTD Members Added	YTD Members Dropped	YTD Net Growth	YTD Net Growth%	Member Count 12 Months Ago	Avg. length of service for dropped members	Months Since Last MMR ***	Yrs. Since Last Officer Report	President Rotation	Vice President Reported ****	Months Since Last Activity Report ***	Account Balance	Donations for current Fiscal Year		
			Number of times on status quo within last two years		If below 15 members appears				If net loss is greater than 20% appears			If no report in 3 months appears in	When more than one year appears in	Number of repeat terms		Notes the officers that do not have an active	If no report at 12 months appears in red			
Exc Award (06/30/2022)																				
22958	VICTORIA PARK	04/17/1963	Active		24	1	0	1	4.35%	23		2		3	N		16			
22959	WAGIN	05/03/1966	Active		16	0	0	0	0.00%	16		14		2	R		24+			
37264	WANDERING	06/14/1979	Active		20	2	4	-2	-9.09%	22	8	1				P,M,VP,SC	1		\$383.78	
22761	WANNEROO	05/03/1971	Active		17	5	1	4	30.77%	13	4	1			IP	SC	22			
22960	WAROONA	03/18/1969	Active		22	0	4	-4	-15.38%	31	28	0		2	N		2			
Exc Award (06/30/2017, 06/30/2018)																				
153745	Western Australia Multicultural	03/02/2023	Active		30	6	8	-2	-6.25%	37	3	1		3	R	SC	10			
37709	WHITFORD	11/21/1979	Active		13	5	0	5	62.50%	6		0		2	R	SC	9		\$2,531.48	
Current Total Clubs Count	YTD New Clubs Count	YTD Cancelled Clubs Count	YTD Net Club Gain	Current Total Members	YTD Add	YTD Drop	YTD Net Growth	YTD Net Growth %	Member Count 12 Months Ago	Average Member Count Per Club	% of Clubs with less than 20 members	% No MMR in 3 Months	% No Officer Report in 12 Months	% of Clubs with balance 90+ days	Number of Clubs in Status Quo	% Status Quo Clubs in Financial Suspension	Number of Cancelled Clubs	Average Cancelled Club Age	Members Lost Due to Cancellation	% of Clubs Cancelled for Non-Financial Reasons
94	0	0	0	1,742	188	167	21	1.22%	1,754	19	59%	30%	1%	0%	0	0%	0	0	0	0%

* - P - Priority Club. Cancellation Reasons: 1-Objectives/conduct, 2-Non-active club, 5-Non-existing club, 6-Disbanding, 7-Merger, 8-Financial Suspension, 9-District/Multiple District Dues.

** - Abbreviation: P-President, S-Secretary, T-Treasurer, M-Member Chairperson, VP-First Vice President, MC-Communications Chairperson, SC-Service Chairperson

*** - Abbreviation: N/R - Never reported using the Lions Clubs website, N/A - Not applicable, No password registered for the Lions Clubs website.

**** - Abbreviation: N - New, IP - Immediate Past, R - Repeat.



Club Health Assessment for District 201W2 - Cancelled through May 2025

Club Number Club Name Charter Date			Status	Membership						Reports					Finance	LCIF	
				Current Member Count	YTD Members Added	YTD Members Dropped	YTD Net Growth	YTD Net Growth%	Member Count 12 Months Ago	Avg. length of service for dropped members	Months Since Last MMR ***	Yrs. Since Last Officer Report	President Rotation	Vice President Reported ****	Months Since Last Activity Report ***	Account Balance	Donations for current Fiscal Year
			Number of times on status quo within last two years	If below 15 members appears			If net loss is greater than 20% appears				If no report in 3 months appears in	When more than one year appears in	Number of repeat terms	Notes the officers that do not have an active	If no report at 12 months appears in red		

Clubs Cancelled Previous Fiscal Year – Clubs Cancelled within last 12 months may be reinstated

Club Number	Club Name	Charter Date	Current Status*	Cancellation Date
50219	CAPEL	02/21/1990	Cancelled(6*)	02/29/2024

Current Total Clubs Count	YTD New Clubs Count	YTD Cancelled Clubs Count	YTD Net Club Gain	Current Total Members Count	YTD Add	YTD Drop	YTD Net Growth	YTD Net Growth %	Member Count 12 Months Ago	Average Member Count Per Club	% of Clubs with less than 20 members	% No MMR in 3 Months	% No Officer Report in 12 Months	% of Clubs with balance 90+ days	Number of Clubs in Status Quo	% Status Quo Clubs in Financial Suspension	Number of Cancelled Clubs	Average Cancelled Club Age	Members Lost Due to Cancellation	% of Clubs Cancelled for Non-Financial Reasons
0	0	0	0	0	0	0	0	100.00%	0	0	0%	0%	0%	0%	0	0%	0	0	0	0%

* - P - Priority Club. Cancellation Reasons: 1-Objectives/conduct, 2-Non-active club, 5-Non-existing club, 6-Disbanding, 7-Merger, 8-Financial Suspension, 9-District/Multiple District Dues.
** - Abbreviation: P-President, S-Secretary, T-Treasurer, M-Member Chairperson, VP-First Vice President, MC-Communications Chairperson, SC-Service Chairperson
*** - Abbreviation: N/R - Never reported using the Lions Clubs website, N/A - Not applicable, No password registered for the Lions Clubs website.
**** - Abbreviation: N - New, IP - Immediate Past, R - Repeat.